

COSM

COMBINED
OTOLARYNGOLOGY
SPRING MEETINGS



2015

PROGRAM GUIDE

American Academy of Facial Plastic and Reconstructive Surgery
American Broncho-Esophagological Association
American Head and Neck Society
American Laryngological Association
American Neurotology Society
American Otological Society
American Rhinologic Society
American Society of Pediatric Otolaryngology
The Triological Society

**HYNES CONVENTION CENTER/
SHERATON BOSTON
BOSTON, MASSACHUSETTS
APRIL 22-26, 2015**



OPPORTUNITIES IN SOUTH FLORIDA

- Chief, Otolaryngology
- Otology
- Pediatric Otolaryngology

Visit our
Booth #619

To learn more about these opportunities,
please visit memorialphysician.com

ABOUT MEMORIAL HEALTHCARE SYSTEM

Memorial Healthcare System is the third-largest public healthcare system in the country. It is a national leader in quality care and patient satisfaction and has been ranked on Modern Healthcare magazine's list of Best Places to Work in Healthcare. Memorial Healthcare System's facilities include Memorial Regional Hospital, Memorial Regional Hospital South, Joe DiMaggio Children's Hospital, Memorial Hospital West, Memorial Hospital Miramar, Memorial Hospital Pembroke and Memorial Manor nursing home. Our facilities are located throughout South Florida, a region known for its high quality of life. For more information, visit mhs.net.

ABOUT JOE DIMAGGIO CHILDREN'S HOSPITAL

Joe DiMaggio Children's Hospital (JDCH) is a 204-bed facility with a 22-bed Pediatric Intensive Care Unit and a 64-bed Level III Neonatal Intensive Care Unit, which is expanding to 80+ beds in 2015. JDCH opened in 1992 and is located in Hollywood, Florida. As South Florida's newest freestanding children's hospital, Joe DiMaggio Children's Hospital is redefining the pediatric healthcare experience. We combine cutting-edge excellence with a commitment to patient-and family-centered care, and have the largest and most diverse group of board-certified pediatric specialists in the region. Thanks to exemplary medical expertise, advanced technology and exclusive pediatric programs, JDCH has earned the distinction of being the leading children's hospital in Broward and Palm Beach counties. JDCH is the only Pediatric Trauma Center in south Broward County. We're continuing to pioneer revolutionary programs that define the standard in pediatric care. To learn more, please visit JDCH.com.

ABOUT SOUTH FLORIDA

South Florida offers an urban/suburban lifestyle with an abundance of cultural and recreational amenities, miles of beautiful beaches, top-rated golf courses, museums and world-class dining. In addition, **Florida has no state income tax.**

memorialphysician.com

The support you need

hemostatic control you want

Chitosan lactate

Firm compression
strength/stenting

Introducing

HemoPore®

Hemostatic Bioresorbable
Nasal Dressing

- All the qualities you like in NasoPore® nasal dressings, now with a hemostatic agent
- Chitosan lactate prompts platelet activation and aggregation, accelerating blood coagulation and healing
- Helps minimize adhesions and edema while supporting tissue structures for 36-48 hours
- Fragments in 10-14 days

Visit us at COSM booth 313

To learn more, call 800-253-3210, contact your Stryker NSE sales representative, or visit stryker.com/bioresorbables





TABLE OF CONTENTS

4	Schedule-at-a-Glance
6	General Information
DAILY SCHEDULE	
<i>(Societies are in alphabetical order):</i>	
9, 12	• American Academy of Facial Plastic and Reconstructive Surgery
10, 12	• American Broncho-Esophagological Association
8, 10, 13	• American Head and Neck Society
8, 14	• American Laryngological Association
20, 24	• American Neurotology Society
26, 28	• American Otological Society
16, 17, 21	• American Rhinologic Society
22, 25, 27, 29	• American Society of Pediatric Otolaryngology
18, 25, 27	• The Triological Society
31	Poster Sessions
56	Business and Social Events
58	Exhibitor Listings
61	Advertiser Index
62	History of COSM
63	Hynes Convention Center Floor Plans
64	Poster & Exhibitor Floor Plans

For advertising information in future publications, please contact:
Ascend Integrated Media LLC
 6710 W. 121st St., Suite 100 | Overland Park, KS 66209
 info@ascendintegratedmedia.com
 Phone: 913-469-1110 | Fax: 913-469-0806

Connect with Us!

COSM
 c/o American College of Surgeons
 633 N. Saint Clair St.
 Chicago, IL 60611
 312-202-5034
 cosmsupport@facs.org
 www.cosm.md
 [#2015COSM](http://www.twitter.com/___COSM)



See page 34 to download the COSM Meeting App!

COSM Secretaries Liaison Committee

- Stanley Shapshay, MD, FACS, Chair**
 COSM Secretaries Liaison Committee
- Minas Constantinides, MD, FACS**
 American Academy of Facial Plastic and Reconstructive Surgery (AAFPRS)
- Milan Amin, MD**
 American Broncho-Esophagological Association (ABEA)
- Brian Burkey, MD, Med**
 American Head and Neck Society (AHNS)
- Gady Har-EI, MD, FACS**
 American Laryngological Association (ALA)
- Moises Arriaga, MD, FACS**
 American Neurotology Society (ANS)
- Steven Telian, MD**
 American Otological Society (AOS)
- James Palmer, MD**
 American Rhinological Society (ARS)
- Anna Messner, MD**
 American Society of Pediatric Otolaryngology (ASPO)
- Myles Pensak, MD, FACS**
 The Triological Society (TRIO)

Every effort has been made to ensure the accuracy of this program. However, if questions arise, please consult the appropriate society secretary. All data is current as of March 19, 2015.

For questions or additional information please contact:
COSM c/o American College of Surgeons
 633 N. St. Clair St. | Chicago, IL 60611-3211
 cosmsupport@facs.org
 312-202-5322 | www.cosm.md



SYNCHRONY CI System

Introducing MED-EL's latest technological breakthrough. The SYNCHRONY Cochlear Implant System features the SYNCHRONY Cochlear Implant, combining exceptional hearing performance with unparalleled MRI safety*, and the SONNET Audio Processor, showcasing a water-resistant, lightweight design.



hearLIFE

888 633 3524 | implants.us@medel.com

medel.com



*It has been demonstrated that no known hazards exist in specified MRI environments under conditions as described in the SYNCHRONY Cochlear Implant product labeling. For information on potential risks and contraindications relating to implantation, please visit www.medel.com/us/isi-cochlear-implant-systems

In Sync with Natural Hearing.

SCHEDULE-AT-A-GLANCE

	Wednesday April 22	Thursday April 23	Friday April 24	Saturday April 25	Sunday April 26
MORNING	AHNS	AAFPRS	ARS	ANS	AOS
	ALA	ABEA	TRIO	ASPO	ASPO
		AHNS		TRIO	
AFTERNOON	AAFPRS	AHNS	ANS	AOS	
	ABEA	ALA	ARS	ASPO	
	AHNS	ARS	ASPO	TRIO	
EVENING	ALA - R	Group A Posters (AAFPRS, ABEA, AHNS, and ALA) - R	Group B Posters (ANS, AOS, ARS, ASPO, and TRIO) - R	AOS - B	
			ANS - R	ASPO - B	
			ARS - R		

ABBREVIATIONS: B Banquet R Reception



AAFPRS

American Academy of Facial Plastic and Reconstructive Surgery
www.aafprs.org



ABEA

American Broncho-Esophagological Association
www.abea.net



AHNS

American Head and Neck Society
www.ahns.info



ALA

American Laryngological Association
www.alahns.org



ANS

American Neurotology Society
www.americanneurotology.com



AOS

American Otological Society
www.americanotologicalsociety.org



ARS

American Rhinologic Society
www.american-rhinologic.org



ASPO

American Society of Pediatric Otolaryngology
www.aspo.us



TRIO

The Triological Society
www.triological.org



Focused on
Technology.

Xoran MiniCAT™ Point-of-Care CT Proven. Reliable. Affordable.

Xoran continues to be the market leader in point-of-care CT because of our experience, our fast and reliable service, and our affordable solutions for **ENT** and **Allergy** clinics.

The MiniCAT provides the perfect solution for patient and physician convenience, immediate access to images and an attractive return on investment. Our advanced technology offers ultra-low radiation dose protocols as well as quick scan and reconstruction times.

Xoran Technologies pioneered the in-office imaging platform for ENT & Allergy clinics with the MiniCAT. With thousands of ENT physicians across the globe using the system, the company continues to adhere to their vision of improving patient care and increasing the efficiency of healthcare.

The MiniCAT is now more affordable than ever and includes an extended warranty with remote image backup and access.

Contact us today!

To find out more about how MiniCAT can benefit your practice, please call **1-800-709-6726** or email us at **info@xorantech.com**.



Xoran MiniCAT™ – the best in-office, compact, upright volume computed tomography system designed for high-resolution bone window imaging of the sinuses, temporal bones and skull base.

Visit us at COSM! Booth # 222

XORAN®

www.xorantech.com

GENERAL INFORMATION

Admission Requirements

A common registration badge is used by participating organizations. The acronym of each society an attendee is registered for will be printed on the badge. Ribbons on the badge indicate those societies of which the attendee is a member. A badge must be worn to enter the exhibit hall, scientific sessions, and the spouse/guest hospitality lounge.

Business Center

There is a Fed Ex Office Business Center inside Hynes Convention Center, Monday – Friday 9:00 am – 5:00 pm. For more information, please contact 617-954-2725.

The Business Center is run by Fed Ex Office and is on the 2nd floor of the Sheraton Boston. The hours are Monday – Friday 7:00 am – 7:00 pm, Saturday 8:00 am – 5:00 pm, and Sunday 9:00 am – 4:00 pm. If you are Sheraton Boston guest, you may access the 24-hour Business Center with a room key. For more information, please contact 617-587-5444.

Child Policy

Younger than 16: Not permitted on exhibit hall floor or scientific sessions. 16 and older: Must have a badge to enter exhibit hall or meeting rooms. This policy includes infants in strollers and arms.

Continuing Medical Education Credit

Please refer to individual society programs for designated continuing medical education activities and credit hours.

COSM Headquarters Office

Room 303, Hynes Convention Center
617-954-2963

- Wednesday, April 22, 6:30 am – 5:00 pm
- Thursday, April 23, 7:00 am – 5:00 pm
- Friday, April 24, 7:00 am – 5:00 pm
- Saturday, April 25, 7:00 am – 5:00 pm
- Sunday, April 26, 7:00 am – 12:00 pm

Emergency Information

Should you need to report an emergency, call the Hynes Command Center at x 2111 from any house phone. These are located in all meeting rooms and outside the exhibit hall. From an outside line, call 617-954-2111.

If you call 9-1-1 to report an emergency, please notify the Command Centers so that we may assist Emergency Response teams into the facility and to the location of the emergency.

Exhibit Hall

The Exhibits are located in Exhibit Hall D of the Hynes Convention Center. Please note that coffee breaks as well as lunch daily (Wednesday and Sunday excluded) will be served in the Exhibit Hall.

- Thursday, April 23, 9:00 am – 4:00 pm and 5:30 pm – 7:00 pm
- Friday, April 24, 9:00 am – 4:00 pm and 5:30 pm – 7:00 pm
- Saturday, April 25, 9:00 am – 4:00 pm

Lost and Found

Lost and Found is located in the Public Safety Office in the Main Lobby. To inquire about a lost item, please contact the Public Safety Department at 617-954-2111.

Messages

A message board is located near Room 303, by the COSM Registration desk. Anyone wishing to post a message for an attendee may do so.

Parking

There are several parking garages within three blocks of the Hynes Convention Center, including:

Sheraton Boston

Valet Parking is \$51/night for overnight (with in and out privileges), up until 2:00 pm day of check out, late charges do apply.

Prudential Center Parking Garage

Phone: 617-236-3060
www.prudentialcenter.com
\$40.00 for 24 hours (no in and out)

Posters

Posters are displayed in Exhibit Hall D, Hynes Convention Center.

- Thursday, April 23, 9:00 am – 4:00 pm
- Friday, April 24, 9:00 am – 4:00 pm
- Saturday, April 25, 9:00 am – 4:00 pm

Additionally, posters are available for viewing during the Combined Poster Receptions:

- Thursday, April 23, 5:30 - 7:00 pm
- Friday, April 24, 5:30 - 7:00 pm

Press Office

Room 303, Hynes Convention Center
617-954-2963

Members of the Press can pick up a press badge and kit in the COSM Headquarters Office, located in Room 303 at Hynes Convention Center. All interviews must be conducted in the Press Office.

Registration

3rd floor of Hynes Convention Center outside Room 303.

Registration Hours:

- Wednesday, April 22, 6:30 am – 5:00 pm
- Thursday, April 23, 7:00 am – 5:00 pm
- Friday, April 24, 7:00 am – 5:00 pm
- Saturday, April 25, 7:00 am – 3:00 pm
- Sunday, April 26, 7:00 – 10:00 am

Speaker Ready Room

The Speaker Ready Room is located in Room 305 at the Hynes Convention Center.

- Tuesday, April 21, 4:00 – 8:00 pm
- Wednesday, April 22, 6:00 am – 6:00 pm
- Thursday, April 23, 6:00 am – 6:00 pm
- Friday, April 24, 6:00 am – 6:00 pm
- Saturday, April 25, 7:00 am – 6:00 pm
- Sunday, April 26, 7:00 – 10:00 am

Spouse/Guest Hospitality Lounge

Exeter, Sheraton Boston
Wednesday, April 22 – Sunday, April 26

Refreshments are available between 8:00 am and 2:00 pm daily, with the exception of Sunday when Spouse/Guest lounge closes at 12:00 noon. A guest badge must be worn to enter the spouse/guest hospitality lounge.

WiFi

Complimentary internet access is available at the Hynes Convention Center and public areas of the Sheraton Boston Hotel.

HOTELS

COSM Headquarters Hotel:

Sheraton Boston
39 Dalton Street, Boston, MA 02199
617-236-2000

Overflow Hotels:

Hilton Boston Back Bay
40 Dalton Street, Boston, MA 02115
617-236-1100

Boston Marriott Copley Place
110 Huntington Ave, Boston, MA 02116
617-236-5800

Colonnade Hotel
120 Huntington Ave, Boston, MA 02116
617-424-7000



Sophono Alpha 2 MPO™

*Innovative Hearing Restoration Technology
from Medtronic*

FOR PATIENTS WITH SINGLE-SIDED
DEAFNESS (SSD) OR MIXED,
CONDUCTIVE HEARING LOSS



- Lowest profile implant and processor
- Simple, minimally invasive procedure
- Optimized for sound transmission through skin
- Significant hearing and speech recognition improvement¹⁻⁷

Rx only. Refer to product instruction manual/package insert for instructions, warnings, precautions and contraindications.

For further information, please call 720-407-5160 or toll-free at 877-604-9441.



Innovating for life.

1. Denoyelle F, Coudert C, Thierry B, Parodi M, Mazzaschi O, Vicaud E, Tessier N, Loundon N, Garabedian EN. Hearing rehabilitation with the closed skin bone-anchored implant Sophono Alpha: Results of a prospective study in 15 children with ear atresia. *Int J Pediatr Otorhinolaryngol.* 2015 Mar;79(3):382-7.
2. Magliulo G, Turchetta R, Iannella G, di Masino RV, de Vincentiis M. Sophono Alpha System and subtotal petrosectomy with external auditory canal blind sac closure. *Eur Arch Otorhinolaryngol.* 2014 Jun 8. [Epub ahead of print] PubMed PMID: 24908070.
3. O'Neil MB, Runge CL, Friedland DR, Kerschner JE. Patient outcomes in magnet-based implantable auditory assist devices. *JAMA Otolaryngol Head Neck Surg.* 2014 Apr 24. [Epub ahead of print] PubMed PMID: 24763485.
4. Marsella P, Scorpecci A, Vallarino MV, Di Fiore S, Pacifico C. Sophono in pediatric patients: the experience of an Italian tertiary care center. *Otolaryngol Head Neck Surg.* 2014 Apr 8;151(2):328-332.
5. Centric A, Chennupati SK. Abutment-free bone-anchored hearing devices in children: initial results and experience. *Int J Pediatr Otorhinolaryngol.* 2014 May;78(5):875-8.
6. Siegert R. Partially implantable bone conduction hearing aids without a percutaneous abutment (Otomag): technique and preliminary clinical results. *Adv Otorhinolaryngol.* 2011;71:41-6.
7. Sylvester DC, Gardner R, Reilly PG, Rankin K, Raine CH. Audiologic and surgical outcomes of a novel, nonpercutaneous, bone conducting hearing implant. *Otol Neurotol.* 2013 Jul;34(5):922-6.

WEDNESDAY, APRIL 22

The mission of the Combined Otolaryngology Spring Meetings (COSM) is to bring together the membership of the COSM societies, Otolaryngology residents in training, medical students and allied health professionals for the purpose of disseminating and exchanging the latest cutting edge clinical and basic scientific research. COSM is the premier educational and technology forum for providing the sub specialties in Otolaryngology – Head and Neck Surgery with an opportunity to improve and expand their knowledge and skills thereby enhancing the quality of patient care.

WEDNESDAY

AHNS

Location: Ballroom A

6:30 am

Networking Breakfast – Sponsored by Women in AHNS Task Force

Location: Room 313

Guest of Honor: Doug Girod, MD

8:00 am

Welcome & Recognition of Guest of Honor – Charles W. Cummings, MD

Doug Girod, MD, Karen Pitman, MD and Greg Farwell, MD

8:15 am

John Conley Lecture

The Changing Role of the Surgeon: Leading the Transformation of Health Care

Jonathan Irish, MD

9:00 am

SCIENTIFIC SESSION 1: DECISIONS IN ADVANCED HEAD AND NECK CANCER

Moderators: Susan D. McCammon, MD; Miriam Lango, MD

9:45 am

Break

10:15 am

Panel Discussion

Patient Centered Care in Head and Neck Cancer

Moderator: Terrance T. Tsue, MD

Panelists: Sherin Fetouh, MD, Brian Burkey, MD, Mark Uhlig, MD

11:30 am

SCIENTIFIC SESSION 2: EXPERIMENTAL THERAPEUTICS/ MOLECULAR TARGETS

Moderators: Ian Ganly, MD, PhD; Steven J. Wang, MD

12:15 pm

Lunch

ALA

Location: Room 302

7:30 am

Business Meeting (Fellows Only)

8:00 am

Welcome

Mark S. Courey, MD

8:05 am

Introduction of Guest of Honor

Marc Remacle, MD, PhD

Presidential Citations

Gaelyn Garrett, MD

Robert H. Ossoff, DMD, MD, CHC

Clark A. Rosen, MD

Marshall Strome, MD, MS

Recognition of Program Committee

Michael M Johns III, MD

Carol R. Bradford, MD

Ryan C. Branski, PhD

Thomas Carroll, MD

Dinesh K. Chhetri, MD

C. Blake Simpson, MD

Presidential Address

Laryngology: An Interdisciplinary Specialty

Mark S. Courey, MD

SCIENTIFIC SESSION I: LARYNGOPHARYNGEAL FUNCTION IN VOICE AND SWALLOWING

Moderators: James Burns, MD; Alexander Hillel, MD

8:30 am

Cricopharyngeal Dysfunction: A Systematic

Review

Pelin Kocdor, MD

8:37 am

Effect of Three Different Chin down

Maneuvers on Swallowing Pressure

Keigo Matsubara, BSc

8:44 am

Impedance PH and Esophageal Motility Findings in Chronic Cough Patients

Aimee C. Weber, MA

8:51 am

Interactions of Subglottal Pressure and Laryngeal Muscle Activation in Controlling Vocal Parameters

Dinesh K. Chhetri, MD

8:58 am

Discussion

SCIENTIFIC SESSION II: MOVEMENT DISORDERS/ LARYNGEAL INFLAMMATION

Moderators: Ramon Franco Jr., MD; Michael S. Benninger, MD

9:07 am

Comparative Effectiveness of Propranolol and Botulinum Toxin for the Treatment of Patients with Essential Voice Tremor (EVT)

Natalie Justicz, BA

9:14 am

RESIDENT RESEARCH AWARD

Lateral Cricoarytenoid Release: A Novel Treatment Option for Adductor Spasmodic Dysphonia

Andrea M. Park, MD

Award Presentation: Mark S. Courey, MD

9:21 am

Voice Disorders in Sjogren's Syndrome: Prevalence and Related Risk Factors

Jenny L. Pierce, MS

9:28 am

Computational Fluid Dynamics Analysis of Inhaled Corticosteroid Laryngeal Particle Deposition

Thomas M. Leschke, BA

9:35 am

Discussion

9:45 am

Break

WEDNESDAY, APRIL 22

**SCIENTIFIC SESSION III:
EPITHELIAL DISEASE**

Moderators: Dinesh Chhetri, MD; Jonathan M. Bock, MD

10:15 am

Sulcus Vocalis: A New Clinical Paradigm Based on a Re-Evaluation of Histopathology
Andrew HY Lee, BA

10:22 am

Nanoparticle Exposure to Vocal Fold Epithelial
Xinxin Liu, MD

10:29 am

Effect of Resection Depth of Early Glottic Cancer on Vocal Outcome: An Optimized Finite Element Stimulation
Ted Mau, MD, PhD

10:36 am

Increased Number of Volatile Organic Compounds in the Mucous Covering Malignant Vocal Fold Lesions
Hagit Shoffel Havakuk, MD

10:43 am

Laryngeal Cancer: Have We Improved in Screening, Diagnosing, and Time to Treatment?
Matthew M. Smith, MD

10:50 am

Discussion

10:55 am**STATE OF THE ART LECTURE**

When Progress Isn't Good: Current Understanding of the Tumor Microenvironment of Laryngeal Dysplasia and Progression to Malignancy
Robert L. Ferris, MD, PhD

11:20 am

Panel Discussion
Dysplasia to Carcinoma in Situ
Moderator: Gady Har-El, MD
Panelists: James Burns, MD; Michael E. Pitman, MD; Ramon Franco Jr., MD

12:00 pm

Adjournment

12:05 pm

Group Photo (Fellows Only)
Location: TBA

AAFPRS

Location: Room 302

1:00 pm

Opening Remarks
Wm. Russell Ries, MD, Chair

1:05 pm

Universal TCA Peel Technique for White and Ethnic Skin: A Simplified Approach
Amanda Fanous, MD

1:11 pm

Facial Skeletal Aging: Longitudinal Analysis of Individual Patients
Boris Pashover, MD

1:23 pm

Analysis of Current Trends in Lower Lid Blepharoplasty: Results of a Survey
Nicholas Scalzitti, MD

1:29 pm

Sensitivity of the Eye to Changes in the Medial and Lateral Canthal Position: A Qualitative and Quantitative Photographic Analysis
Jewel Greywoode, MD

1:35 pm

A Review of Ophthalmic Sympathomimetic Drops to Treat Neurotoxin Induced Blepharoptosis
Nathan Blessing, MD

1:41 pm

Q&A

1:46 pm

In office Facial Plastic Procedures
Theda C. Kontis, MD

2:16 pm

Aesthetic Restoration of Acquired Nasal Defects
Robert Guida, MD

2:22 pm

Revision Nasal Valve Reconstruction: What Failed the First Time?
Amir Allak, MD

2:28 pm

Improvement in Nasal Obstruction following Nasal Valve Correction in Patients with a History of Failed Septoplasty
Kyle Chambers, MD

2:34 pm

Comparison of Outcomes-Management of the Middle Vault in Open vs Endonasal Elective Rhinoplasty
Sakeena Payne, MD

2:40 pm

Revisiting the Labial-buccal Technique for Closure of Nasal Septum Perforations
Jacob Feldman, MD

2:52 pm

Q&A

2:57 pm

Break

3:22 pm

Panel: Functional Nasal Surgery
Moderator: Anthony Sclafani, MD
Panelists: Jared Christophel, MD; Scott Stephan, MD; Robin Lindsay, MD; and Jeff Spiegel, MD

4:17 pm

Successful Development and Validation of a Spontaneous Smile Assay
Caroline Banks, MD

4:23 pm

Direct Intraoperative Nerve Stimulation Supports Early Nerve Grafting for Facial Nerve Recovery After Vestibular Schwannoma Surgery
Monirah Albathi, MD

4:29 pm

The Importance of Facial Lesion Reconstruction for Normalizing Affect Display
Maria Phillis, MD

4:35 pm

Corrugator Supercilii Muscle Transposition Flap for Paralytic Ectropion Repair: Preclinical Studies and Case Report
Dane Genter, MD

4:41 pm

Impact of Facial Paralysis Disability on Quality of Life: Comparing Patient and Observer Perspectives
Jennifer Goines, MD

4:47pm

Optimal Site for Facial Nerve Transection and Neuroorrhaphy During Facial Allograft Transplantation: Histological and Functional Outcomes in an Animal Model
Adrian Mendez, MD

4:53pm

Q&A

WEDNESDAY, APRIL 22

THURSDAY, APRIL 23

FRIDAY, APRIL 24

SATURDAY, APRIL 25

SUNDAY, APRIL 26

WEDNESDAY, APRIL 22

WEDNESDAY, APRIL 22

THURSDAY, APRIL 23

FRIDAY, APRIL 24

SATURDAY, APRIL 25

SUNDAY, APRIL 26

ABEA

Location: Room 304/306

1:00 pm

ABEA Business Meeting (Members Only)

1:30 pm

Presidential Welcome

Gregory A. Grillone, MD
Boston, MA

Presidential Citations:

Kenneth Grundfast, MD; Geza Jako, MD; Stanley Shapshay, MD; Charles Vaughan, MD (posthumous)

1:40 pm

Introduction of Guest of Honor
Stuart Strong, MD

1:45 pm

Presidential Keynote Address
"A Brief History of Minimally Invasive Surgery of the Upper Aerodigestive Tract"
Steven Zeitels, MD

SESSION I: BRONCHO-ESOPHAGOLOGY

Moderators: Ellen Friedman, MD and Steven Zeitels, MD

2:15 pm

Mechanical Modeling of the Human Cricoid Cartilage Using Computer-Aided Design: Applications in Airway Balloon Dilatation Research
Christopher Johnson, MD

2:21 pm

The Effect of Structural Differences in Collagen Sponge Scaffolds for Tracheal Epithelium Regeneration
Yuta Nakaegawa, MD

2:27 pm

Risk Factors for Posterior Glottic Stenosis: A Multi-Institutional Case-Control Study
Alexander Hillel, MD

2:33 pm

IL-1 Receptor Antagonist Inhibits Early Granulation
Elizabeth Nicolli, MD

2:39 pm

Discussion

SESSION II: HEAD AND NECK

Moderators: James Burns, MD and Lucian Sulica, MD

2:45 pm

Gold Laser Utility in Laryngology Procedures
Jacqui Allen, MD

2:51 pm

Local Synthesis of Pepsin in Barrett's Esophagus and the Role of Pepsin in Esophageal Adenocarcinoma
Tina Samuels, MD

2:57 pm

Prognostic Factors in T4 Thyroid Cancer Infiltrating the Airway Treated by Tracheal or Crico-Tracheal Resection and Anastomosis
Cesare Piazza, MD

3:03 pm

Glottic Cancer: A Metamorphosing Disease
Steven Zeitels, MD

3:09 pm

Discussion

3:15 pm

Break

3:45 pm

Panel I: Common Yet Challenging Conditions
Moderator: Frederik Dikkers, MD
Panelists: Suzy Duflo, MD; Gaelyn Garrett, MD; Markus Hess, MD; Peak Woo, MD

FOREIGN BODY CASE PRESENTATIONS

Moderator: Gresham Richter, MD

4:40 pm

Ellen M. Friedman, MD, Foreign Body Award

4:45 pm

Ellen M. Friedman, MD, Foreign Body Award Case Presentation

SESSION III: VOICE DISORDER

Moderators: Albert Merati, MD and Cara Stepp, PhD

4:50 pm

Microarray Analysis Gene Expression Profiles in Laryngeal Muscle After Recurrent Laryngeal Nerve Injury
Kevin Blum, MD

4:56 pm

Early Cellular Responses to Ionizing Radiation in Human Vocal Fold Fibroblasts
Elizabeth Erickson-DiRenzo, MD

5:02 pm

Outcomes of Laryngeal Reinnervation for Unilateral Vocal Fold Paralysis in Children: Associations with Age and Time Since Injury
Marshall Smith, MD

5:08 pm

Thyroarytenoid Muscle Stimulation Decreases Open Quotient in an Ex-Vivo Perfused Human Larynx Model
Abie Mendelsohn, MD

5:14 pm

Average Ambulatory Measures of Sound Pressure Level and Vocal Dose Do Not Differ Between Adult Females with Phonotraumatic Lesions and Matched Control Subjects
Jarrad Van Stan, MD

5:20 pm

Discussion

5:26 pm

Adjourn

5:30 pm

ABEA Member Photograph (Members Only) (Location to be announced)

AHNS

Location: Ballroom A

1:15 pm

Panel Discussion
Thyroid Cancer Surgery 2015 - Recent Guidelines and Surgical Pearls
Moderator: Greg L. Randolph, MD
Panelists: Jeremy Freeman, MD, Richard Wong, MD, Lisa Orloff, MD, David Terris, MD, Ralph Tufano, MD, Dennis Kraus, MD, Maisie Shindo, MD

2:45 pm

Break

3:15 pm

SCIENTIFIC SESSION 3: OUTCOMES

Moderators: Merry E. Sebelik, MD; Vasu Divi, MD

4:00 pm

Controversies in Head and Neck Reconstruction
Moderator: Mark Wax, MD
Panelists: Jeremy Richmon, MD, Derrick Lin, MD, Matthew Old, MD, Tamer Ghanem, MD, PhD

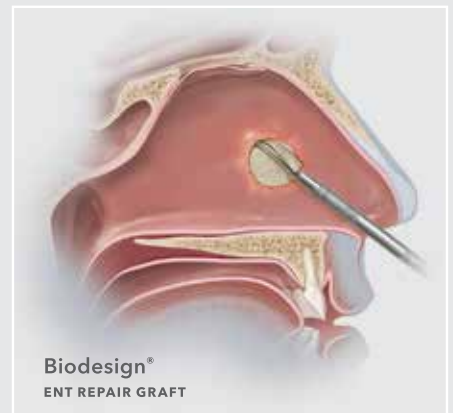
Advance your procedures with minimally invasive tools.



Hercules® 100
3 STAGE WIRE GUIDED BALLOON



SialoCath™
SALIVARY DUCT CATHETER



Biodesign®
ENT REPAIR GRAFT

Illustrations by Lisa Clark

Cook Medical partners with physicians to bring new, minimally invasive technologies to otolaryngology/head and neck surgery. Our growing product portfolio includes:

- New, non-compliant esophageal balloons that dilate strictures with strength and accuracy.
- An atraumatic catheter designed specifically for use in the salivary ducts.
- A biologic graft to aid in the body's natural healing process during nasal and sinus mucosal tissue procedures.

Let's talk.

Visit us at COSM Booth #212
or online at cookmedical.com.
You also can follow us on
Twitter @CookOHNS.



www.cookmedical.com

WEDNESDAY, APRIL 22

5:30 pm

Fellowship Information Session
Ara A. Chalian, MD; William M. Lydiatt, MD

THURSDAY

AAFPRS

Location: Room 302

7:55 am

Opening Remarks
Krishna Patel, MD, Chair

8:00 am

Panel: Surgical Management of Trauma Injuries

Moderator: Lawrence Marentette, MD
Panelists: Judith Skoner, MD; Waleed Ezzat, MD; Robert Kellman, MD; and John Frodel, Jr., MD

8:55 am

Incidence of Concussion in Patients with Isolated Mandible Fractures
Lindsay Sobin, MD

9:01 am

Peri-Operative Pain Management of Mandibular Fractures: A Systematic Review of the Literature
Elizabeth Floyd, MD

9:07 am

Factors Affecting Timing of Repair in Maxillofacial Trauma
Jeffrey Radabaugh, MD

9:13 am

Patterns of Facial Trauma and Safety Device Use in Motor Vehicle Collisions: an Analysis of the National Trauma Data Bank from 2008-2012
David Hyman, MD

9:19 am

Improving Outcomes in Orbital Reconstruction with Mirror-Image Guided Surgery
Scott Bevans, MD

9:25 am

Q&A

9:30 am

Break with Exhibitors

9:55 am

Mohs Reconstruction of Nasal Defects
William W. Shockley, MD

10:25 am

Novel Pedicled Myocutaneous Flap Using the Depressor Anguli Oris Muscle for Full-Thickness Lip Reconstruction
Tiffany Glazer, MD

10:31 am

Use of Ultrasound for Preoperative Marking of Anterolateral Thigh Flaps
Johnny Mai, MD

10:37 am

Posterior Auricular Artery Based Fasciocutaneous Island Flap for Ear and Lateral Temporal Soft Tissue Reconstruction
Benjamin Caughlin, MD

10:43 am

Anatomic and Radiographic Study of the Temporoparietal, Post-auricular, and Occipital Fascial Flaps with Clinical Implications for Complex Auricular Reconstruction
Shanik Fernando, BS

10:49 am

Rib Versus Cephalic Crural Turn-In to Support the Lateral Crus for Correction of External Valve Dysfunction
Henry Barham, MD

10:55 am

Q&A

11:00 am

Mohs Reconstruction of Lip and Eyelid Defects
Brian Jewitt, MD

11:30 am

The Permanent Suture Tongue-in-Groove Technique in Endonasal Rhinoplasty: Evaluation of Degree and Longevity of Changes in Tip Rotation and Projection
Sameep Kadakia, MD

11:36 am

Quantifying Changes in Nasal Tip Support
Thomas Willson, MD

11:42 am

A Standardized, In-Vivo Model for Measuring Tension Vectors in Local Transposition Flaps
Christine Cairns, MD

11:48 am

Superficial X-Rays in the Treatment of Skin Cancers New Options for Plastic Surgeons
Mark Sofonio, MD

11:54 am

Q&A

12:00 pm

Adjourned/ Lunch with Exhibitors

ABEA

Location: Room 304/306

7:00 am

ABEA Business Meeting and Presentation of New Members (Members Only)

8:00 am

Presidential Welcome and Welcome New Members
Gregory A. Grillone, MD

Presentation of Poster Awards
Mark Gerber, MD

SESSION IV: SLEEP SURGERY

Moderators: Seth Cohen, MD and Phillip Song, MD

8:05 am

The Stupa Procedure – A Mucosal Sparing Uvulopalatopharyngoplasty (UPPP) Procedure
Julie Toman, MD

8:11 am

Sleep Surgery in Syndromic and Neurologically Impaired Children
Jennifer Alyono, MD

8:17 am

National Trends in Pediatric Inpatient Polysomnography: An Analysis of the Kids' Inpatient Database
Stacey Ishman, MD

8:23 am

Discussion

8:29 am

Chevalier Jackson Award

8:34 am

Chevalier Jackson Lecture: "Into the Future of Minimally Invasive Surgery via Lessons Learned from the TORS Story"
Bert O'Malley, MD

THURSDAY, APRIL 23

9:24 am

Panel II: Difficult Airway Cases Panel
Supported by the Voice Health Institute
Endowment

Moderator: Reza Rahbar, MD

Panelists: Robert Buckmire, MD; Michael Rutter,
MD; Stanley Shapshay, MD

10:09 am

Break with Exhibitors

SESSION V: PATIENT SAFETY

Moderators: Paul Flint, MD and Markus Hess, MD

10:40 am

Otolaryngology Consult Carts: Maximizing
Patient Care, Surgeon Efficiency and Cost
Containment

Mark Royer, MD

10:45 am

Comprehensive Emergency Airway Response
Team (EART) Training and Education: Impact

Angela Tsai, MD

10:52 am

Monitoring Hypopharyngeal PH in Patients
Undergoing General Endotracheal Tube
Anesthesia: A Pilot Study?

Elliot Regenbogen, MD

10:58 am

The Efficacy and Safety of the Flexible Fiber
CO2 Laser Delivery System in the Endoscopic
Management of Pediatric Airway Problems:
Our Long Term Experience

Gi Soo Lee, MD

11:04 am

Discussion

**SESSION VI: SWALLOWING
DISORDERS**

Moderators: Mark Courey, MD and Suzy Duffo, MD

11:10 am

How Accurately do Patients with Cervical
Dysphagia Localize the Source of Their
Complaint?

Brian Cervenka, MD

11:16 am

Objective Measures of Swallowing Deficits in
Patients with Parkinson's Disease

Julia Ellerston, MD

11:22 am

Approach to Zenker's Diverticula not
Amendable to Endoscopic Stapler

Alycia Spinner, MD

11:28 am

Objective Measures of Swallowing Function
Applied to the Dysphagia Population: A One-
Year Experience

Katherine Kendall, MD

11:34 am

Discussion

11:45 am

Adjourn with a Presidential Close; New
President and Reminder for Poster

Reception and Speed Mentoring at 5:30 p.m.
this evening.

AHNS

Location: Ballroom A

7:30 am

AHNS Awards Ceremony

Presented by: Wendell Yarbrough, MD; William R.
Carroll, MD

8:00 am**SCIENTIFIC SESSION 4:
ENDOCRINE SURGERY**

Moderators: Elizabeth A. Blair, MD; Maria
Evasovich, MD

9:00 am

Hayes Martin Lecture

Drew Ridge, MD, PhD

9:45 am

Break with Exhibitors

10:15 am

Presidential Address

Doug Girod, MD

Distinguished Service Award: Carol R.

Bradford, MD

Presidential Citations: Terry A. Day, MD; Dave
W. Eisele, MD; Dennis H. Kraus, MD; Bob
Page, MBA; Lisa Shnyder, MD; Steve Stites,
MD; Terance T. Tsue, MD

11:00 am

Jatin Shah Symposium

Oropharyngeal Cancer: A Public Health
Dilemma

Moderator: Terry A. Day, MD

Speakers: Amber D'Souza, PhD, Robert I. Haddad,
MD, Carole Fakhry, MD, MPH, and Paul Busse,
MD, PhD

12:00 pm

Lunch with Exhibitors OR AHNS Business
Meeting for Members (lunch will be provided
during Business Meeting)

AHNS

Location: Ballroom A

1:00 pm

Overseas Outreach: How Can We Help? How
Might We Hurt?

Moderator: Wayne Koch, MD

Panelists: Eleni Rettig, MD; James Nettekville, MD;
Mark Zafero, MD; Jo Shaprio, MD; Johan Fagan, MD

2:15 pm**SCIENTIFIC SESSION 5: GENERAL
HEAD AND NECK SURGERY**

Moderators: Paul L. Friedlander, MD; Elizabeth J.
Franzmann, MD

2:45 pm

Break with Exhibitors

3:15 pm

Panel Discussion

Issues of Surgical Competence

Moderator: Carl Snyderman, MD, MBA

Panelists: Neal Beckford, MD, Ehab Hanna, MD,
Scharukh Jalisi, MD, Jonas Johnson, MD

4:45 pm

Personalized Mentoring and Sponsorship:

Career Guidance and Development

Moderator: Amy Chen, MD, MPH

Panelists: Carol Bradford, MD, Cherie-Ann Nathan,
MD, Jonas Johnson, MD

5:30 pm

"Meet the Authors" Poster Session

7:30 pm

President's Reception

Location: Sheraton Boston Hotel
Constitution Ballroom

WEDNESDAY, APRIL 22

THURSDAY, APRIL 23

FRIDAY, APRIL 24

SATURDAY, APRIL 25

SUNDAY, APRIL 26

THURSDAY, APRIL 23

WEDNESDAY, APRIL 22

THURSDAY, APRIL 23

FRIDAY, APRIL 24

SATURDAY, APRIL 25

SUNDAY, APRIL 26

ALA

Location: Room 302

12:30 pm

Business Meeting (Fellows Only)

Report of the Nominating Committee

Report of the Secretary and Announcements
Gady Har-El, MD

Report of the Treasurer
Kenneth W. Altman, MD, PhD

Report of the Editor
C. Blake Simpson, MD

Report of the Historian
Robert H. Ossoff, DMD, MD, CHC

Special Committee Reports

Other Business

Election of the Council and Organization of New Officers

SCIENTIFIC SESSION IV - RECURRENT LARYNGEAL NERVE REGENERATION AND RECOVERY

Moderators: Norman Hogikyan, MD; VyVy Young, MD

1:00 pm

Anti-Glial Derived Neurotrophic Factor Enhances Laryngeal Muscle Reinnervation and Function Following Nerve Injury
Ignacio Hernandez-Morato, MD

1:07 pm

Regeneration of Recurrent Laryngeal Nerve Using Oriented Collagen Scaffold Containing Cultured Schwann Cells
Shun-ichi Chitose, MD

1:14 pm

Value of a Novel PGA-Collagen Tube on Recurrent Laryngeal Nerve Regeneration in a Rat Model
Hiroshi Suzuki, MD

1:21 pm

Recurrent Laryngeal Nerve Recovery Patterns Assessed by Serial Electromyography
Randal C. Paniello, MD

1:28 pm

Probability of Vocal Fold Motion Recovery following Vocal Fold Paralysis with Excellent Prognosis on Laryngeal Electromyography
Libby J. Smith, DO

1:35 pm

Discussion

SCIENTIFIC SESSION V - OUTCOMES IN TREATMENT OF LARYNGEAL DISORDERS

Moderators: Randal C. Paniello, MD; David Lott, MD

1:46 pm

Serial Intra-Lesional Steroid Injections as a Treatment for Idiopathic Subglottic Stenosis
Ramon Franco Jr., MD

1:53 pm

Is Percutaneous Steroid Injection an Effective Treatment Modality for Treating Benign Laryngeal Lesions? A Long-Term Prospective Study
Seung-Won Lee, MD, PhD

2:00 pm

Predictors for Permanent Medialization Laryngoplasty in Unilateral Vocal Fold Paralysis
Niv Mor, MD

2:07 pm

Voice Outcomes following Treatment of Strictly Defined Benign Mid-Membranous Vocal Fold Lesions
Clark A. Rosen, MD

2:14 pm

Videolaryngostroboscopy: Diagnosis and Treatment Changes in Patients with Laryngeal/Voice Disorders
Seth M. Cohen, MD, MPH

2:21 pm

Discussion

2:31 pm

AMERICAN LARYNGOLOGICAL ASSOCIATION AWARD

Recipient: Robert H. Ossoff, DMD, MD, CHC
Presentation: Mark S. Courey, MD

2:36 pm

GABRIEL F. TUCKER MD AWARD

Recipient: Dana M. Thompson, MD
Presentation: Charles Myer III, MD

2:41 pm

Break with Exhibitors

SCIENTIFIC SESSION VI - LAMINA PROPRIA MODULATION

Moderators: Michael E. Pitman, MD; Thomas Carroll, MD

3:15 pm

Microenvironment of Macula Flava in the Human Vocal Fold as a Stem Cell Niche
Kiminori Sato, MD, PhD

3:22 pm

Decellularized Porcine Laryngeal Scaffolds to Facilitate Cell Growth
Robert Peng, MS

3:29 pm

The Role of SMAD3 in the Fibrotic Phenotype in Human Vocal Fold Fibroblasts
Ryan C. Branski, PhD

3:36 pm

YOUNG FACULTY/PRACTITIONER AWARD

Comparison of the Efficacy of Mesenchymal Stromal Cells for Canine Vocal Fold Regeneration: Adipose-Derived Stromal Cells versus Bone Marrow-Derived Stromal Cells
Nao Hiwatashi, MD
Award Presentation: Mark S. Courey, MD

3:43 pm

Regeneration of Vocal Fold Mucosa Using Cultured Oral Mucosal Cells
Mioko Fukahori, MD

3:50 pm

Discussion

3:58 pm

DANIEL C. BAKER JR. LECTURE

Recurrent Respiratory Papillomatosis: HPV-Specific Immune Dysregulation and Suppression; Treatment Strategies for Immune Repolarization
Vincent R. Bonagura, MD
Introduction: Mark S. Courey, MD

4:23 pm

Panel Discussion

Posterior Glottal Stenosis: Maximizing Airway and Voice

Moderator: C. Blake Simpson, MD
Panelists: Peter Belafsky, MD; Peak Woo, MD; Dinesh K. Chhetri, MD; Michael M. Johns III, MD

Visit Richard Wolf Medical Instruments at booth #423 during
the Combined Otolaryngology Spring Meetings 2015.

We just

love

to make
things better.

#423

WEDNESDAY, APRIL 22

THURSDAY, APRIL 23

FRIDAY, APRIL 24

SATURDAY, APRIL 25

SUNDAY, APRIL 26

THURSDAY, APRIL 23

5:00 pm
Introduction of 2016 President

Announcements

5:00 pm
Adjournment

5:01 pm
Neurology Study Group
Skin Surface Electromyography of Neck and Face Muscles for Alaryngeal Speech Applications
Moderator: Lucian Sulica, MD
Panelists: James T. Heaton, PhD; Geoffrey Meltzner, MD; Serge Roy, ScD, PT

ARS

Location: Room 304/306

12:55 pm
Welcome – ARS President and President-Elect
Roy Casiano, MD & Peter Hwang, MD

1:00 pm
ARS-AAFP RS Joint Panel: Surgical Management of Complex Septal Pathology
Moderator: Douglas Reh, MD
Panelists: Stephen Bansberg, MD; Travis Tollefson, MD, MPH
Note: Complimentary Registration for all AAFP RS members

SESSION: OFFICE-BASED RHINOLOGY

Moderators: Bozena Wrobel, MD and Amin Javer, MD

1:33 pm
Endoscopic Polypectomy in the Clinic Versus Formal Endoscopic Sinus Surgery for Select Patients with Nasal Polyposis: A Pilot Cost-Effectiveness Analysis
Kristine Smith, MD


1:40 pm
Strategies for Decreasing Contamination of Homemade Nasal Saline Irrigation Solutions
Elliot Hardy, MD

1:47 pm
Treatment of Aspirin Exacerbated Respiratory Disease with a Low Salicylate Diet for a Multi-Center Randomized Control Cross-Over Trial
Smriti Nayan, MD

1:54 pm
Effectiveness of Leukotriene Receptor Antagonism in The Post-Operative Management of Chronic Rhinosinusitis
Joshua Yelverton, MD

CHECK OUT THESE
HOT
NEW
PRODUCTS
FROM COSM EXHIBITORS!

to make things better.



Maximize Efficiency

For more than 100 years, Richard Wolf Medical Instruments has endured medical progress in modern, minimally invasive concepts for diagnostics and therapy in rhinoscopy, laryngoscopy, bronchoscopy and esophagoscopy.

Visit Booth **423**

Love

We just

1198-04.01-0315USA

ENTityXL

Only ENT Scope with a **2-year WARRANTY!**



ENTityXL LED Nasopharyngoscope

- Silver body designed for compatibility with many HLD disinfection solutions
- No cables - portability for the office exam or hospital consult
- Patented internal LED technology provides brilliant white light - see what you may be missing!



Optim^{LLC}
A Juno Company

Discover the freedom of our scopes
www.optim-llc.com • 508.347.5100

Made in USA

FRIDAY, APRIL 24

2:01 pm

Antibiotic Prescriptions by Physicians Compared To Nurse Practitioners for Upper Respiratory Tract Infections In Children
Elisabeth Ference, MD

2:08 pm

Discussion

2:15 pm

Panel: Endoscopic Orbital Surgery: State of the Art

Moderator: Jayakar Nayak, MD, PhD
Panelists: Raymond Sacks, MD; Bing Zhou, MD; Todd Kingdom, MD

2:55 pm

Break with Exhibitors

SESSION: DISCERNING CRS PHENOTYPES

Moderators: Amber Luong, MD, PhD and Noam Cohen, MD, PhD

3:15 pm

A Pilot Study Comparing Symptom Profiles of a Polyp Versus an Eosinophilic-Based Classification of Chronic Rhinosinusitis
Christopher Thompson, MD

3:22 pm

Identification of Chronic Rhinosinusitis Phenotypes using Cluster Analysis
Zachary Soler, MD

3:29 pm

Familial Risk of Eosinophilic Esophagitis and Chronic Rhinosinusitis
Reema Padia, MD

3:36 pm

Volumetric Computed Tomography Analysis of the Olfactory Cleft in Patients with Chronic Rhinosinusitis
Zachary Soler, MD

3:43 pm

Discussion

SESSION: NEW TECHNOLOGIES

Moderators: Jeffrey Suh, MD and Lori Lemonnier, MD

3:48 pm

Enhanced Irrigant Delivery and Ventilation to the Ethmoid Sinus Complex Through Novel Anterior and Posterior Ethmoid Sinusotomy Procedures using a Spiral Ethmoid Punch
Jayakar Nayak, MD

3:55 pm

Post-Operative Mucosal Effects of Antibiotic-impregnated Middle Meatus Spacers in Endoscopic Sinus Surgery: A Randomized, Controlled Trial
Derrick Randall, MD

4:02 pm

Measurement of Ciliary Beat Frequency Using Fourier Domain Optical Coherence Tomography
Bryan Lemieux, BS

4:09 pm

High-Resolution Microendoscope Imaging of Inverted Papilloma and Normal Sinonasal Mucosa: Evaluation of Interobserver Concordance
Arjun Parasher, MD

4:16 pm

Discussion

4:20 pm

Panel: International Consensus Statement on Rhinosinusitis (ICOS): Sneak Preview of Coming Attractions
Moderator: Richard Orlandi, MD
Panelists: Neil Bhattacharyya, MD; Luke Rudmik, MD, MSc; Rodney Schlosser, MD; Elina Toskala, MD, PhD

5:00 pm

Closing Remarks and Adjournment

FRIDAY

ARS

Location: Room 304/306

7:55 am

Welcome

SESSION: PSYCHOSOCIAL IMPACT OF CHRONIC RHINOSINUSITIS

Moderators: Zara Patel, MD and Bruce Tan, MD

8:00 am

Does Comorbid Anxiety Predict Quality of Life Outcomes in Patients with Chronic Rhinosinusitis Following Endoscopic Sinus Surgery?
Toby Steele, MD

8:07 am

Depression and Anxiety in Chronic Rhinosinusitis
Cristine Klatt-Cromwell, MD

8:14 am

Cognitive Dysfunction Associated to Pain and Quality of Life in Chronic Rhinosinusitis
George Tarasidis, MD

8:21 am

Cognitive Function in Chronic Rhinosinusitis: A Controlled Clinical Study
Zachary Soler, MD

8:28 am

Discussion

8:33 am

Presidential Address
Roy Casiano, MD

SESSION: SURGICAL THERAPIES

Moderators: Vijay Ramakrishnan, MD and Marilene Wang, MD

8:43 am

Paranasal Sinus Balloon Catheter Dilation for the Treatment of Chronic Rhinosinusitis: A Systematic Review and Meta-analysis
Joshua Levy, MD

8:50 am

Outcomes of Complete Versus Targeted Approaches to Endoscopic Sinus Surgery
Adam DeConde, MD

8:57 am

Gender-specific Differences in Chronic Rhinosinusitis (CRS) Patients Electing Endoscopic Sinus Surgery (ESS)
Devyani Lal, MD

9:04 am

Medial Flap Inferior Turbinoplasty—Five Year Results Compared to Submucosal Electrocautery and Submucosal Powered Turbinoplasty
Henry Barham, MD

9:11 am

Discussion

9:18 am

Panel: Great Debate: Stents and Balloons—Worth the Cost or Not?
Moderator: Pete Batra, MD
Panelists: Nadim Bikhazi, MD; Richard Harvey, MD; Robert Kern, MD; Eugenia Vining, MD

WEDNESDAY, APRIL 22

THURSDAY, APRIL 23

FRIDAY, APRIL 24

SATURDAY, APRIL 25

SUNDAY, APRIL 26

FRIDAY, APRIL 24

WEDNESDAY, APRIL 22

THURSDAY, APRIL 23

FRIDAY, APRIL 24

SATURDAY, APRIL 25

SUNDAY, APRIL 26

9:58 am

Break with Exhibitors

SESSION: MICROBIAL ASPECTS OF CRS

Moderators: Benjamin Bleier, MD and Justin Turner, MD, PhD

10:18 am

The Fungal Microbiome of the Paranasal Sinuses in Health and In Chronic Rhinosinusitis
Nivedita Sahu, MD

10:25 am

Investigation of Bacterial Repopulation after Sinus Surgery and Perioperative Antibiotics
Leah Hauser, MD

10:32 am

Bactericidal Antibiotics Promote Reactive Oxygen Species Formation in Human Sinonasal Epithelial Cells
Michael Kohanski, MD

10:39 am

Bacterial Transmission Through Sinus Irrigation: Is Irrigation Water Really a Reservoir for Bacterial Colonization of the Human Paranasal Sinuses?
Leah Hauser, MD

10:46 am

Discussion

SESSION: PATHOPHYSIOLOGY, PART 1

Moderators: Zach Soler, MD, MSc and Jean Kim, MD, PhD

10:53 am

CFTR Activation By The Solvent Ethanol: Implications for Topical Drug Delivery
Do-Yeon Cho, MD

11:00 am

Does Nasal Irrigation Solution Formulation Affect the Antimicrobial Activity of Nasal Secretions?
A. Simon Carney, FRACS

11:07 am

P-glycoprotein Regulates SEb Stimulated II-5 and Tslp Secretion in Organotypic Mucosal Explants
Benjamin Bleier, MD

11:14 am

Discussion

11:20 am

Panel: Cystic Fibrosis: State of the Art
Moderator: Hassan Ramadan, MD
Panelists: Eugene Chang, MD; Gregory Sawicki, MD, MPH; Bradford Woodworth, MD

12:00 pm

Lunch with Exhibitors

TRIO

Location: Ballroom A

7:00 am

Business Meeting and New Fellows Ceremonies/Reception (members only)

8:00 am

Welcome/Opening Remarks by President Derald E. Brackmann, MD

PRESIDENTIAL CITATION AWARDEES INTRODUCTIONS

John L. Go, MD
Michael R. Stefan, MD
Marilene M. Wang, MD

8:10 am

GUEST OF HONOR INTRODUCTION/PRESENTATION

Creativity in Head and Neck Surgery
Gerald S. Berke, MD

8:25 am

PRESIDENTIAL ADDRESS

Acoustic Neuroma Treatment Then and Now
Derald E. Brackmann, MD

8:45 am

MOSHER AWARD

for 2015 Triological Society Thesis
The Social Distraction of Facial Paralysis: Objective Measurement of Social Attention Using Eye Tracking
Lisa E. Ishii, MD MHS

8:55 am

FOWLER AWARD

for 2015 Triological Society Thesis
Resveratrol Ameliorates Abnormalities of Fluid and Electrolyte Secretion in a Hypoxia-Induced Model of Acquired CFTR Deficiency
Bradford A. Woodworth, MD

CONCURRENT SESSION 1 - PEDIATRICS AND OTOLGY

Location: Ballroom A

9:05 am

GUEST PANEL PRESENTATION: CONTEMPORARY NEURORADIOLOGICAL IMAGING IN EVALUATION AND MANAGEMENT OF OTOLOGIC DISEASE

Moderators: Debara Lyn Tucci, MD; Anil K. Lalwani, MD
Guest Speakers: Hugh Curtin, MD (Adult Neuroradiology); Caroline D. Robson, MB ChB (Pediatric Neuroradiology)

9:45 am

Break with Exhibitors/View Posters

Moderators: Hinrich Staecker, MD PhD; Eric P. Wilkinson, MD, FACS

10:10 am

Fifteen Years of Auditory Brainstem Implants in Children
Giacomo G. Colletti, MD

10:17 am

Normative Data for Rotational Chair Stratified by Age
Fung Michael Chan, MD

10:24 am

Spontaneous Alterations in Impedances in Patients with the Nucleus CI422 Electrode May Result in Auditory and Vestibular Complaints
Kelly H. Barninger, AuD

10:31 am

Management and Complications of Tympanostomy Tubes in Head and Neck Cancer Patients
Jaecel O. Shah, MD

10:39 am

Q&A

10:42 am

Prevalence of Cochlear Facial Dehiscence in a Study of 1,020 Temporal Bone Specimens
Seiyeon Chung, BS

10:49 am

Vestibular Migraine in the Pediatric Population
Jacob R. Brodsky, MD

10:56 am

The Utility of Fine Needle Aspiration Biopsy in the Evaluation of Pediatric Head and Neck Masses
Phillip A. Huyett, MD

Experience the Control.

Pressure pinch and deliver.

GVPro™

Gentian Violet Applicator



PhenolPro™

Safety Applicator



Apply gentian violet or phenol where you want it when you want it there.
Single-use applicators designed to improve procedural efficiency.



...we've got you covered.

Visit us at Booth
#513

Call us to order or for more information at

1-888-229-2875

www.summitmedicalusa.com/deliver

FRIDAY, APRIL 24

WEDNESDAY, APRIL 22

THURSDAY, APRIL 23

FRIDAY, APRIL 24

SATURDAY, APRIL 25

SUNDAY, APRIL 26

11:03 am

Voice Quality of Life Outcomes After Velopharyngeal Insufficiency Surgery
Stephen R. Larson, BS

11:10 am

Variation in Costs Among Surgeons and Hospitals in Pediatric Tympanostomy Tube Placement
Phayvanh P. Sjogren, MD

11:17 am

Q&A

11:20 am

PANEL: REHABILITATION OF CHILDREN WITH UNILATERAL HEARING LOSS

Moderator: Carol J. MacArthur, MD
Participants: Karen J. Enright, MD PhD; Timothy E. Hullar, MD; Judith E.C. Lieu, MD MSPH; Diego Alfonso Preciado, MD PhD

12:00 pm

Adjourn

5:30 pm

Meet the Authors Poster Reception

CONCURRENT SESSION 2 - LARYNGOLOGY AND FACIAL PLASTIC/RECONSTRUCTIVE SURGERY

Location: Room 302

9:05 am

PANEL: ENDOSCOPIC MANAGEMENT OF PEDIATRIC AND ADULT AIRWAY ISSUES

Moderators: Emily Frances Boss, MD; Dinesh K. Chhetri, MD
Participants: Dinesh K. Chhetri, MD; Ramon A. Franco Jr., MD (Adult Airway); Sanjay Rajendra Parikh, MD BSc; Christopher J. Hartnick, MD (Pediatric Airway)

9:45 am

Break/View Posters

Moderators: Joel H. Blumin, MD; Wm. Russell Ries, MD

10:10 am

Outcomes of Serial Microflap Excisions for Vocal Fold Dysplasia
Annie K. Ahn, MD

10:17 am

Thyroplasty in the Previously Irradiated Neck: A Case Series and Assessment on Safety and Voice Outcomes
James R. White, MD

10:24 am

Synkinesis following Recurrent Laryngeal Nerve Injury: A Computer Simulation
Randal C. Paniello, MD PhD

10:31 am

Outcome of Regenerative Therapy for Age Related Vocal Fold Atrophy with Basic Fibroblast Growth Factor
Satoshi Ohno, MD PhD

10:38 am

The Clinical Utility of High Resolution Manometry in the Evaluation of Dysphagia
Alexander Walker Murphey, BS

10:45 am

Q&A

10:48 am

The Cost of Facial Deformity: A Valuation and Health Utility Study
Jacob K. Dey, BS

10:55 am

The Use of Promogran Prisma (a Collagen/Oxidized Regenerated Cellulose Dressing) Treated with Ofloxacin Drops as a Novel Approach to Treating Exposed Cartilage after Revision Rhinoplasty
Del R. Sloneker, MD

11:02 am

OUTCOMES WITH THE MOHLER ROTATION ADVANCEMENT REPAIR OF THE UNILATERAL CLEFT LIP

Jessyka G. Lighthall, MD

11:09 am

Comparison of Intraoral and Extraoral Approaches to Mandibular Angle Fracture Repair with Cost Implications
Wayne D. Hsueh, MD

11:16 am

Q&A

11:20 am

PANEL: REVISION RHINOPLASTY: TRENDS, TECHNOLOGY, AVOIDING LITIGATION

Moderator: Brian J.F. Wong, MD PhD
Participants: Robin W. Lindsay, MD; Anthony P. Sclafani, MD; Jeffrey H. Spiegel, MD; Tom D. Wang, MD

12:00 pm

Adjourn

5:30 pm

Meet the Authors Poster Reception

ANS

Location: Room 302

1:00 pm

Business Meeting (Members only)
Induction of New Members

1:30 pm

Scientific Session
(Open to Registered Members and Non-Members. Badge required for admittance)

1:30 pm

Welcome & Opening Remarks by the President
Anil K Lalwani, MD

1:35 pm

PRESIDENTIAL CITATIONS

Bruce J Gantz, MD
Robert K Jackler, MD
John K Niparko, MD
Robert A Schindler, MD
Steven A Telian, MD

1:45 pm

WILLIAM F HOUSE MEMORIAL LECTURE

A Half-Century of Acoustic Neuromas and Cochlear Implants
Noel L Cohen, MD

2:15 pm

SESSION I: COCHLEAR IMPLANTATION

Introduction
Moderators: Ravi N Samy, MD, Yuri Agrawal, MD

2:19 pm

Temporal Cortical Plasticity in Single-Sided Deafness: A Functional Imaging Study
Seth E Pross, MD

2:27 pm

Sound Localization and Speech Understanding in Complex Listening Environments by Single-Sided Deaf Adults Following Cochlear Implantation
Daniel M Zeitler, MD

2:35 pm

Auditory and Quality of Life Outcomes in Single Sided Deafness with Active Bone Conduction Implant
Laura E Garcia, MD

2:45 pm

Break with Exhibitors

FRIDAY, APRIL 24

3:15 pm

Comparison of CT and MRI Estimation of Cochlear Duct Length
Allison N Rasband-Lindquist, MD

3:23 pm

Correlation between Cochlear Implant Depth of Insertion and Performance Outcome
Ohad Hilly, MD

3:31 pm

Relationship between Electrode-to-Modiolus Distance and Current Levels for Adults with Cochlear Implants
Timothy J Davis, AuD

3:39 pm

Detection of Modiolar Proximity Through Bi-Polar Impedance Measurements
Jason Pile, MEng

3:47 pm

Discussion

3:57 pm**SESSION II: IMAGING, PULSATILE TINNITUS AND CSF LEAK**

Introduction

Moderators: Stephanie Moody-Antonio, MD; Adrien A Eshraghi, MD

4:01 pm

The Efficacy of Color Mapped Diffusion Weighted Images Combined with a CT Scan in Preoperative Evaluation of Cholesteatomas
Tomoo Watanabe, MD, PhD

4:09 pm

Natural History and Management of Petrous Apex Cholesterol Granulomas
Alex D Sweeney, MD

4:17 pm

FIESTA versus T1 with Contrast MRI in the Diagnosis of CPA/IAC Lesions
Jonathan T Maslan, MD

4:25 pm

Distal IAC and Inner Ear FLAIR and T2 MRI Signal Changes in Vestibular Schwannoma
Joseph T Breen, MD

4:33 pm

Sinus Wall Reconstruction for Pulse-Synchronous Tinnitus: Predictors of Success
David J Eisenman, MD

4:41 pm

A New Point-of-Care Assay for Cerebrospinal Fluid Leaks
Elias M Michaelides, MD

4:49 pm

Discussion

5:00 pm

Adjournment

7:00 pm

ANS President's Reception

ARS

Location: Room 304/306

SESSION: OUTCOME MEASURES IN CRS

Moderators: Jivianne Lee, MD and Stella Lee, MD

1:00 pm

Health Utility Outcomes in Patients Undergoing Medical Management for Chronic Rhinosinusitis
Lauren Luk, MD

1:07 pm

Development and Validation of a CRS QOL Comorbidity Index
Corinna Levine, MD

1:14 pm

Qualitative Development of the Sinus Control Test
Sarfraz Banglawala, MD

1:21 pm

Clinical and Economic Burden of Patients Admitted Emergently for Cerebrospinal Fluid Rhinorrhea Treated with Meningeal Repair
Jennifer Villwock, MD

1:28 pm

Discussion

SESSION: CO-MORBIDITIES IN CRS

Moderators: Parul Goyal, MD, MBA and Adam Folbe, MD

1:36 pm

The Role of Obstructive Sleep Apnea in Quality of Life and Sleep Outcomes in Patients with Chronic Rhinosinusitis Undergoing Endoscopic Sinus Surgery
Jeremiah Alt, MD

1:43 pm

Impact of Unresolved Chronic Sinusitis on Incidence of Asthma
Michael Benninger, MD

1:50 pm

Does Comorbid Obesity Impact Quality of Life Outcomes in Patients Undergoing Endoscopic Sinus Surgery?
Toby Steele, MD

1:57 pm

Discussion

2:04 pm

Panel: Great Debate: Maximal Medical Therapy—Does The ARS Membership Have It Wrong?
Moderator: Ralph Metson, MD
Devyani Lal, MD; James Palmer, MD; David Poetker, MD; Sarah Wise, MD

2:44 pm

Break with Exhibitors

SESSION: PATHOPHYSIOLOGY, PART 2

Moderators: Jayant Pinto, MD and Murray Ramanathan, MD

3:05 pm

Nasal Nitric Oxide as Marker of Sinus Mucosal Health in Patients with Nasal Polyposis
John Lee, MD

3:12 pm

Staphylococcus Aureus Triggers Nitric Oxide Production in Human Upper Airway Epithelium
Ryan Carey, BSE

3:19 pm

Cathelicidin (IL-37): an Innate Immune Peptide that Induces Sinonasal Inflammation
Jeremiah Alt, MD

3:26 pm

CALHM1-Mediated Atp Release and Cbf Modulation in Airway Epithelial Cells
Alan Workman, BSE

3:33 pm

Sinonasal 1 α -hydroxylase, But Not 25(OH)D₃, is Associated with More Severe Chronic Rhinosinusitis
Lauren Lawrence, MD

3:40 pm

Discussion

WEDNESDAY, APRIL 22

THURSDAY, APRIL 23

FRIDAY, APRIL 24

SATURDAY, APRIL 25

SUNDAY, APRIL 26

FRIDAY, APRIL 24

WEDNESDAY, APRIL 22

THURSDAY, APRIL 23

FRIDAY, APRIL 24

SATURDAY, APRIL 25

SUNDAY, APRIL 26

SESSION: SURGICAL MORBIDITY AND COMPLICATIONS

Moderators: Jean Anderson Eloy, MD and Eric Wang, MD

3:48 pm

Prevalence and Factors Associated with Revision Endoscopic Sinus Surgery
Andres Finkelstein, MD

3:55 pm

Predictors of 30-day Morbidity and Mortality in Pituitary Tumor Excision
Lauren Lawrence, MD

4:02 pm

A Multi-Institutional Study of Risk Factors for Perioperative Morbidity Following Endoscopic Pituitary Surgery
Caitlin Boling, BS

4:09 pm

Rhinology and Medical Malpractice: An Update of the Medicolegal Landscape of the Last Ten Years
Anthony Tolisano, MD

4:16 pm

Discussion/Q&A

4:23 pm

Panel: "I've Just Had a Complication!": Navigating the Aftermath
Moderator: Andrew Murr, MD
Panelists: Michael Setzen, MD; James Stankiewicz, MD; Winston Vaughan, MD; Adam Zanation, MD

5:00 pm

Closing Remarks & Meeting Adjourned – President and President-Elect
Roy Casiano, MD & Peter Hwang, MD

ASPO

Location: Ballroom A

7:15 am

ASPO Fun Run
Meet in the Sheraton Boston Hotel Lobby

1:00 pm

Opening by Program Chair
Nira Goldstein, MD, MPH

1:05 pm

Presidential Welcome and Introduction of Kerschner Lecture
Marci Lesperance, MD

1:10 pm

KERSCHNER LECTURE

Leadership and the Common Ground
Mary Sue Coleman, PhD, President Emerita, University of Michigan

SESSION 1: QUALITY INITIATIVES & HEALTH POLICY

Moderators: Stacey Ishman, MD; Anne Schilder, MD

1:50 pm

Initiating a Service-wide Daily Operating Room Briefing to Maximize Resident and Fellow Operative Experience
B. Siegel

1:58 pm

Do Race/Ethnicity or Socioeconomic Status Affect Why We Place Ear Tubes in Children?
C.L. Nieman

2:06 pm

Hazardous Noise Exposure From Toys May Increase After Purchase and Removal From Packaging: A Call for Advocacy by Pediatric Health Care Providers
N. Jabbour

2:14 pm

Children with Cleft Lip and Palate May Not Be Identified as At-Risk for Hearing Loss at Time of Newborn Hearing Screening
P.L. Purcell

2:22 pm

Questions

SESSION 2: CRANIOFACIAL

Moderators: Fred Grimmer, MD; Kathleen Sie, MD

2:30 pm

Upper Airway Imaging Measures that Predict Need for Tracheotomy in Children with Robin Sequence
V.S. Lee

2:38 pm

Radiographic Analysis of Congenital Nasal Pyriform Aperture Stenosis and the Midline Palatal Suture: Is Premature Palatal Fusion the Root Cause?
T.M. Wine

2:46 pm

Measuring Attentional Bias in Children with Prominent Ears: A Prospective Study Using an Eye-tracking System
R. Haworth

2:54 pm

Questions

3:00 pm

Break with Exhibitors

3:30 pm

BLUESTONE LECTURE

Therapeutic Intervention for Hereditary Visual Disorders
Paul A Sieving, MD, PhD, Director, National Eye Institute, National Institute of Health

SESSION 3: OTITIS MEDIA

Moderators: Margaretha Casselbrant, MD; Tania Sih, MD

4:15 pm

Elective Ear Tube Surgery: What Patients Want to Know to Make an Informed Decision
J.V. Brinkmeier

4:23 pm

Tympanostomy Tube Placement and Middle Ear Aspiration in Children
A. Meyer

4:31 pm

Results of Two Phase 3 Clinical Trials to Assess the Safety and Efficacy of Extended-Release Ciprofloxacin Gel for Intratympanic Administration in Children with Middle Ear Effusion Undergoing Tympanostomy Tube Placement
E.A. Mair

4:39 pm

Cost-Effectiveness of Treatment for Acute Otorrhea in Children with Tympanostomy Tubes: A Pragmatic Randomized Controlled Trial
T. M. Van Dongen

4:47 pm

Questions

4:55 pm

Adjourn

5:30 pm

Poster Reception

7:30 pm

ASPO "Sustain the Future!" Reception

Blom-Singer®

Visit us at
COSM
BOOTH NO. 410

NASAL SEPTAL PERFORATION PROSTHESIS

For the Treatment of Nasal Septal Perforations

***The Old Button is Out,
Magnetic Coupling is In!***

NEW
Available
June 2015

Round



Oval



Designed by Eric D. Blom Ph.D.

The Blom-Singer® NASAL SEPTAL PERFORATION PROSTHESIS

Ease of Insertion / Options in Fit

- Easy to use two-piece magnetic coupling design
- Available in multiple round and oval shapes, sizes and thicknesses
- Medical grade silicone covered neodymium magnets

Blom-Singer®

The Voice of Experience Since 1978

INHEALTH®
TECHNOLOGIES

800-477-5969
Intl. (01) 805-684-9337
inhealth@inhealth.com
www.inhealth.com

U.S. and foreign patents pending
Manufactured by Helix Medical, LLC, CA, USA
© April 2015 InHealth Technologies / 00142015REV A

WEDNESDAY, APRIL 22

THURSDAY, APRIL 23

FRIDAY, APRIL 24

SATURDAY, APRIL 25

SUNDAY, APRIL 26

SATURDAY, APRIL 25

SATURDAY

ANS

Location: Room 302

7:00 am

Business Meeting (Members only)
Committee Reports

7:30 am

Scientific Session
(Open to Registered Members and Non-members. Badge required for admittance)

7:30 am

Remarks by the President
Anil K Lalwani, MD

7:35 am

SESSION III: COCHLEAR IMPLANTATION (PART 2) AND GLOMUS TUMOR

Introduction
Moderators: Joseph M Chen, MD; Ana H Kim, MD

7:39 am

The Impact of Post-Meningitic Labyrinthitis Ossificans on Speech Performance after Pediatric Cochlear Implantation
Christopher C Liu, MD

7:47 am

Early Bimodal Stimulation Benefits Later Phonological Acquisition in Children with Cochlear Implants
Aaron C Moberly, MD

7:55 am

Cochlear Implant Electrode Effect on Sound Energy Transfer within the Cochlea during Acoustic Stimulation
Nathaniel T Greene, PhD

8:03 am

Analysis of Patient-Specific Variability in Optimal Cochlear Implant Insertion Depths
Kepra L McBrayer, BS

8:11 am

Measurement of Cochlear Implant Electrode Position from Intraoperative Post-Insertion Skull Radiographs: A Validation Study
Maja Svrakic, MD

8:19 am

Outcomes Following Single or Multi-Fractionated Frameless Stereotactic Radiosurgery for Glomus Jugulare Tumors
Daniel Schuster, MD

8:27 am

Discussion

8:33 am

SESSION IV: FACIAL NERVE AND OTOTOXICITY

Introduction
Moderator: Douglas A Chen, MD

8:37 am

Diffusion Tensor Imaging Tractography of the Facial Nerve in Patients with and without Cerebellopontine Angle Tumors
Ohad Hilly, MD

8:45 am

Stereotactic Radiosurgery for Facial Nerve Schwannomas: Meta Analysis and Clinical Review
Theodore R McRackan, MD

8:53 am

TRAINEE AWARD
Cisplatin-Induced Ototoxicity and the Effects of Intratympanic Diltiazem in a Mouse Model
James Naples, MD

9:01 am

NEUROTOLOGY FELLOW AWARD
Dexamethasone Protects Against Radiation-induced Loss of Auditory Hair Cells in Vitro
Christine T Dinh, MD

9:09 am

Discussion

9:15 am

WILLIAM E HITSSELBERGER MEMORIAL LECTURE
Butterfly Roof to Round Window: How Engineers Can Build One and Perforate the Other
Jeffrey W Kysar, PhD

9:45 am

Break with Exhibitors

10:15 am

SESSION V: INNER EAR THERAPY, NF2, VERTIGO/DIZZINESS
Moderators: Marlan Hansen, MD; Abraham Jacob, MD

10:19 am

A Novel Cell-Targeted Multifunctional Nanoparticle Platform for Delivery to the Inner Ear
Tiffany Ng Chao, MS

10:27 am

In Silico Analysis of NF2 Gene Missense Mutations in Neurofibromatosis Type 2: From Genotype to Phenotype
Thomas E Heineman, BA

10:35 am

What Drives Quality of Life in Patients with Sporadic Vestibular Schwannoma?
Matthew L Carlson, MD

10:43 am

Health Utility Improves Following Surgery for Superior Canal Dehiscence Syndrome
Aaron K Remenschneider, MD, MPH

10:51 am

Utility of an Abbreviated Dizziness Questionnaire to Differentiate Peripheral From Non Peripheral Causes of Vertigo and Guide Appropriate Referral: A Multicenter Prospective Blinded Trial
Lauren T Roland, MD

10:59 am

NICHOLAS TOROK VESTIBULAR AWARD
An Automated Vestibular Rehabilitation Method for Unilateral Vestibular Hypofunction
Benjamin T Crane, MD, PhD

11:07 am

Discussion

11:15 am

Panel: Disentangling Migraine from Meniere's Disease
Moderator: John P Carey, MD
Dennis S Poe, MD; Richard F Lewis, MD

12:00 pm

Introduction of Incoming ANS President
John T McElveen Jr, MD

12:00 pm

Closing Remarks
Anil K Lalwani, MD

12:05 pm

Adjournment

SATURDAY, APRIL 25

ASPO

Location: Room 304/306

SESSION 4: AIRWAY 1

Moderators: Cristina Baldassari, MD; Jorge Spratley, MD, PhD

7:30 am

Modular 3D Printed Laryngeal Models for Surgical Stimulation
T.A. Valdez

7:38 am

Creating a Three Dimensionally Printed Tissue Engineered Graft for Airway Reconstruction
L.P. Smith

7:46 am

Impact of Medical and Surgical Intervention on Swallowing Function in Children with Laryngomalacia
J.P. Simons

7:54 am

Effect of High Dose Vocal Fold Injection of Cidofovir and Bevacizumab in a Porcine Model
M.M. Ahmed

8:02 am

Questions

8:10 am

KARL STORZ LECTURE

Quality Improvement in Pediatric Anesthesia: Airway Cases
Donald C Tyler, MD, MBA, Executive Director, Wake Up Safe

8:55 am

PANEL 1: RICHARD ROSENFELD PANEL—NEAR MISSES AND SERIOUS AIRWAY EVENTS: IMPROVING QUALITY

Moderator: David J Brown, MD
Panelists: David White, MD; Bishr Haydar, MD; Don Tyler, MD

9:45 am

Break with Exhibitors

SESSION 5: AIRWAY 2

Moderators: John Bent, MD; Paolo Campisi, MSC, MD, FRCS, FAAP

10:15 am

Is Routine Intensive Care Unit Stay Necessary After Pediatric Supraglottoplasty?
W.G. Albergotti

10:23 am

The Utilization of the Modified Barium Swallow Study in the Evaluation and Management of Laryngeal Cleft
J. Strychowsky

10:31 am

A Novel Image Analysis Approach to Fourier-Domain Optical Coherence Tomography of the Neonatal Airway to Quantify Early Structural and Histopathological Mucosal Changes Associated with Neonatal Subglottic Stenosis: Relative "Fuzzy" Connectedness
C.K. Sharma

10:39 am

Significance of Quality of Life in Laryngomalacia
P.J. Thottam

10:47 am

Questions

SESSION 6: TONSILS & ADENOIDS

Moderators: Emily Boss, MD, MPH; Patricia Yoon, MD

10:55 am

Changing Patterns of Hospital Utilization and Regionalization of Care for Inpatient Pediatric Tonsillectomy
S.G. Shay

11:03 am

Adenotonsillectomy is Associated with a Decrease in Total Medical Charges and Health Care Utilization
D. Gachette

11:11 am

Outcomes of an Alternating Ibuprofen and Acetaminophen Regimen for Pain Relief after Tonsillectomy in Children
C. Liu

11:19 am

Increased Severity of Bleeds after Implementation of Ibuprofen in Post-Tonsillectomy Management
P.A. Mudd

11:27 am

Questions

SESSION 7: HEAD & NECK

Moderators: Sam Daniel, MD; Paul Krakovitz, MD

11:35 am

Using Ultrasound Imaging to Guide Management Strategy for Superficial Soft Tissue Infections of the Face and Neck
R.S. Subbarayan

11:43 am

Expression of Beta-Adrenergic Receptor Subtypes in Proliferative, Involved, and Propranolol-Responsive Infantile Hemangiomas
J.D. Phillips

11:51 am

Incidence of and Factors Correlated with Hypoguesia in Well Children
C.A. Hill

11:59 am

Questions

12:05 pm

Lunch with Exhibitors

TRIO

Location: Ballroom A

7:00 am

Business Meeting (Members only)

8:00 am

Announcements

8:05 am

OGURA LECTURE

Rethinking Head and Neck Cancer in the Era of Quantum Biology
Uttam K. Sinha, MD

HEAD AND NECK SESSION

8:25 am

PANEL: TUMOR BOARD: MULTIDISCIPLINARY CARE OF HEAD AND NECK CANCER PATIENTS

Moderator: Maie A. St. John, MD
Participants: Carol R. Bradford, MD; Cherie-Ann Nathan, MD; Jonas T. Johnson, MD; Randal S. Weber, MD

Moderators: Kevin Fung, MD FRCS(C); David Myssiorek, MD

9:10 am

Role of Elective Neck Dissections in High Grade Mucoepidermoid Carcinoma of the Salivary Glands
Max A. Plitt, BA

9:17 am

Laryngeal Preservation in Glottic Cancer: A Comparison of Costs and Treatment Morbidity
Rachel S. Mandelbaum, BA

WEDNESDAY, APRIL 22

THURSDAY, APRIL 23

FRIDAY, APRIL 24

SATURDAY, APRIL 25

SUNDAY, APRIL 26

SATURDAY, APRIL 25

WEDNESDAY, APRIL 22

THURSDAY, APRIL 23

FRIDAY, APRIL 24

SATURDAY, APRIL 25

SUNDAY, APRIL 26

9:24 am

Prognostic Significance of p16 Cellular Localization in Oropharyngeal Squamous Cell Carcinoma
Ashley E. Wenaas, MD

9:31 am

An Investigation of Treatment Modalities and Demographic Parameters of Early Laryngeal Cancer: A SEER Analysis
Charles Khalil Saadeh, BS

9:38 am

Q&A

9:41 am

Factors Predictive of Lymph Node Metastasis in Papillary Thyroid Microcarcinoma
Ashley E. Wenaas, MD

9:48 am

A Lean Neck Mass Clinic Model: Adding Value to Care
Brittany N. Tillman, MD

9:55 am

Diagnostic Value of Narrow Band Imaging According to Different Oral Cavity and Oropharyngeal Epithelial Types
Cesare Piazza, MD

10:02 am

Q&A

10:05 am

Break with Exhibitors/View Posters

GENERAL SESSION

10:30 am

PANEL: OPTIMIZING USE OF EMR

Moderator: Michael D. Seidman, MD
Participants: Sujana S. Chandrasekhar, MD; Susan Rachele Cordes, MD; Brian Nussenbaum, MD; Richard L. Scher, MD

Moderators: Natasha Mirza, MD; Tanya K. Meyer, MD

11:15 am

Standardized Letters of Recommendation and Successful Match into Otolaryngology
Adam J. Kimple, MD PhD

11:22 am

Elongated Uvula Producing Chronic Cough
Patricia A. Loftus, MD

11:29 am

Predictors of Oral HPV Infection in the United States
Ryan K. Orosco, MD

11:36 am

Impostor Syndrome and Burnout Among Otolaryngology Residents and Attendings in the United States—Implications for Education and Professional Development
Lindsay B. Sobin, MD

11:43 am

Hemodynamic Changes in Office Based Versus Operating Room Laryngoscopic Procedures
William S. Tierney, MS

11:50 am

Impact of Lean on Surgical Instrument Reduction: Less Is More
Todd J. Wannemuehler, MD

11:57 am

Q&A

12:00 pm

Lunch with Exhibitors/Visit Posters

AOS

Location: Room 302

1:00 pm

Business Meeting (Members Only)
AOS new member introduction/AOS member photo

1:30 pm

Scientific Program
(Open to registered Members and Non-members – Badge required for admittance)

1:30 pm

Welcome & Opening Remarks by the President
D Bradley Welling, MD, PhD

PRESIDENTIAL CITATIONS

John P Carey, MD
Marlan R Hansen, MD
John K Niparko, MD
Lorne S Parnes, MD
J Thomas Roland, Jr, MD
Leonard Rybak, MD, PhD

AOS Guest of Honor Introduction

1:45 pm

GUEST OF HONOR

An Imperative for Otology
Joseph B Nadol, Jr, MD

2:05 pm

Impact of Intrascalar Electrode Location, Electrode Type, and Angular Insertion Depth on Residual Hearing in Cochlear Implant Patients
George B Wanna, MD

2:13 pm

Results of Post-Operative, CT-Based, Electrode Deactivation on Hearing in Pre-lingually Deafened Adult Cochlear Implant (CI) Recipients
Robert F Labadie, MD, PhD

2:21 pm

Variability of the Mental Representation of the Cochlear Anatomy During Cochlear Implantation
Renato Torres, MD

2:29 pm

Cognitive and Neurobehavioral Consequences of Otic Capsule Defects
P Ashley Wackym, MD

2:37 pm

Discussion

2:45 pm

Break with Exhibitors

3:15 pm

High Frequency Hearing Loss After Stapedectomy
Michael W Sim, MD

3:23 pm

Ossiculoplasty with Titanium Prostheses in Patients with Intact Stapes: Comparison of TORP vs PORP
Andrew B Baker, BS

3:31 pm

Objective Measurements of Ossicular Chain Mobility Using the PalpEar® Instrument Intraoperatively
Thomas E Linder, MD

3:39 pm

Improved Anatomic Visualization of the Middle Ear Using Endoscopes
Marc L Bennett, MD

3:47 pm

Tympanic Neurectomy for Intractable Otaglia
Daniel S Roberts, MD, PhD

3:55 pm

Magnetic Resonance Imaging with Cochlear Implant Magnet in Place: Safety and Imaging Quality
Matthew L Carlson, MD

SATURDAY, APRIL 25

4:03 pm

Diagnostic Accuracy of Diffusion-Weighted MR Imaging versus Delayed Gadolinium Enhanced T1-Weighted Imaging in Middle Ear Recurrent Cholesteatoma: A Retrospective Study of 39 Patients
Rémi Marianowski, MD, PhD

4:11 pm

Discussion

4:15 pm

Panel: Issues in Imaging
Moderator: Hugh D Curtin, MD
Panelist: Jennifer R Melcher, PhD

5:00 pm

Adjournment

6:30 pm

AOS President's Reception and Dinner/Dance (Members and Invited Guests Only)
Constitution Ballroom A/B

ASPO

Location: Room 304/306

1:05 pm

ASPO Business Meeting
(ASPO Members Only)

2:05 pm**PANEL 2: INTRODUCING ENDOSCOPES INTO PEDIATRIC OTOLOGIC SURGERY**

Moderator: Blake Papsin, MD
Panelists: Adrian James, MD; Domenico Villari, MD; Alejandro Rivas, MD

2:55 pm

Break with Exhibitors

SESSION 8: OTOTOLOGY & VOICE

Moderators: Remi Marianowski, MD; Henry Ou, MD

3:25 pm

Compensatory Strategies in Children with Bilateral Vestibular Loss Using Cochlear Implants
N.E. Wolter

3:33 pm

Boosting Speech Perception after Cochlear Implantation with Tablet Application
E.W. Woodson

3:41 pm

Impact of Velopharyngeal Mislearning on Quality of Life Improvement After VPI Surgery
J.R. Skirko

3:49 pm

Regional Prevalence of the Acadian USH1C Mutation
E.A. Longfield

3:57 pm

Questions

4:05 pm**PEDSVIDEOTO****4:30 pm****AWARDS CEREMONY**

Poster Awards, Charles F. Ferguson Clinical Research Award, William P. Potsic Basic Science Award, Fellow Award, International Visiting Scholar Award

5:00 pm

Adjourn

6:30 pm

ASPO President's Banquet

TRIO

Location: Ballroom A

SLEEP MEDICINE SESSION**1:00 pm****PANEL: MULTIDISCIPLINARY APPROACH TO OSA**

Moderator: Erica Robb Thaler, MD
Participants: Andrew N. Goldberg, MD MSCE; Brian William Rotenberg, MD MPH; Kathleen L. Yaremchuk, MD MSA

Moderators: Stacey L. Ishman, MD MPH; Ho-Sheng Lin, MD

1:45 pm

Establishing a Danger Zone: An Anatomic Study of the Lingual Artery in Base of Tongue Surgery
David S. Cohen, MD

1:52 pm

Uvulopalatopharyngoplasty—A Comparison of Three Different Techniques Currently Being Utilized to Determine Soft Palate Resection Height
David W. Cuthbertson, MD

1:59 pm

Multilevel Surgery for Obstructive Sleep Apnea with TORS Base of Tongue Reduction: Outcomes Stratified by Friedman Stage
Tiffany A. Glazer, MD

2:06 pm

Inspire Upper Airway Stimulation for Sleep Apnea: The Surgical Learning Curve
Alexander W. Murphey, BS

2:13 pm

Resolution of Headache in Patients that Undergo Vertical Directed Endoscopic Septoplasty (VDES) for Contact Point Septal Spurs, a Retrospective Review
Virginia M. Plauché, MD

2:20 pm

Q&A

RHINOLOGY SESSION**2:25 pm****VIDEO SESSION: MASTERS OF RHINOLOGY VIDEO PANEL-POINT/COUNTERPOINT**

Moderators: Alexander Guang-Yu Chiu, MD; Richard R. Orlandi, MD
Participants: Pete S. Batra, MD; Richard R. Orlandi, MD; Brent A. Senior, MD; Peter H. Hwang, MD

3:10 pm

Break with Exhibitors/View Posters

Moderators: Ghassan J. Samara, MD; Sandra Y. Lin, MD

3:35 pm

The Place of the Osteoplastic Flap in the Endoscopic Era: Indications and Pitfalls
Matthew C. Ochsner, BS

3:42 pm

Optical Imaging with a High Resolution Microendoscope to Identify Inverted Papilloma of the Sinuses
Arjun K. Parasher, MD

3:49 pm

Balloon Catheter Dilation in Office - Analysis of Patient Risk Factors for Reoperation
Michael J. Sillers, MD

3:56 pm

The Minimal Important Difference of the Epistaxis Severity Score in Hereditary Hemorrhagic Telangiectasia
Linda X. Yin, BA

WEDNESDAY, APRIL 22

THURSDAY, APRIL 23

FRIDAY, APRIL 24

SATURDAY, APRIL 25

SUNDAY, APRIL 26

SATURDAY, APRIL 25

WEDNESDAY, APRIL 22

THURSDAY, APRIL 23

FRIDAY, APRIL 24

SATURDAY, APRIL 25

SUNDAY, APRIL 26

4:03 pm

A Comparison of Dexmedetomidine and Remifentanyl in Controlled Hypotension Undergoing Functional Endoscopic Sinus Surgery in a Randomized Clinical Trial: Surgical Conditions, Anesthetic Consumption and Recovery
Safinaz Karabayirli

4:10 pm

Q&A

GENERAL SESSION

4:15 pm

VIDEO SESSION: HOW I DO IT: EXPERTS DEMONSTRATE THEIR TECHNIQUES

Moderator: Adam M. Zanation, MD
Participants: Craig Alan Buchman, MD (Atraumatic Cochlear Implant Insertions for Electric Acoustic Stimulation); Mark S. Courey, MD (In Office Laryngeal Procedures); Robert M. Kellman, MD (Facial Trauma Innovations); Dennis S. Poe, MD PhD (Eustachian Tube Balloon Dilatation); Adam M. Zanation, MD (Pediatric Transoral Robotic Surgery)

5:00 pm

Introduction of 2015-16 Triological President, Fred D. Owens, MD, Dallas, TX

Adjourn

SUNDAY

AOS

Location: Room 302

7:00 am

Business Meeting (Members Only)
Committee Reports

7:30 am

Scientific Program
(Open to registered Members and Non-members – Badge required for admittance)

7:30 am

Remarks by the President
D Bradley Welling, MD, PhD

7:35 am

Provider and Patient Drivers of Otopical Antibiotic Prescription Variability
Matthew G Crowson, MD

7:43 am

Malignant Otitis Externa: A Novel Stratification Protocol for Predicting Treatment Outcomes
Shawn M Stevens, MD

7:51 am

Effects of Skin Thickness on Cochlear Input Signal using Transcutaneous Bone Conduction Implants
Jameson K Mattingly, MD

7:59 am

Tinnitus Management in Patients with Percutaneous Ossteointegrated Auditory Implants for Single Sided Deafness
Yula A Indeyeva, MD

8:07 am

Customized vs Non-Customized Sound Therapy for Treatment of Tinnitus: A Randomized Crossover Clinical Trial
Hossein Mahboubi, MD, MPH

8:15 am

Pediatric Semicircular Canal Dehiscence and Temporal Bone Development
Duncan A Meiklejohn, MD

8:23 am

Discussion

8:30 am

BASIC SCIENCE LECTURE

Hidden Hearing Loss: Permanent Cochlear Nerve Loss after Temporary Noise-Induced Threshold Shift
M Charles Liberman, PhD

9:00 am

Using Biomarkers to Evaluate the Association between BPPV and Osteoporosis
Daniel Sacks, MD

9:08 am

Increasing cVEMP Stimulation Rate Reduces Test Time and Patient Effort with Only Minor Changes in Test Results
Mark J van Tilburg, MD

9:16 am

RESIDENT RESEARCH TRAVEL AWARD
Dexamethasone Protects Against Apoptotic Cell Death of Cisplatin-exposed Auditory Hair Cells In Vitro
Christine T Dinh, MD

9:24 am

Dose Effect of Intratympanic Dexamethasone for Idiopathic Sudden Sensorineural Hearing Loss: 24 mg/mL is Superior to 10 mg/mL
Nopawan Vorasubin, MD

9:32 am

Progressive Nonsyndromic Hearing Loss Associated with Mutation of the NLRP3 Gene and Alteration of Innate Immunity
Hiroshi Nakanishi, MD, PhD

9:40 am

Discussion

9:45 am

Intermission

10:07 am

Abnormal Rhomboid Lip in Children with Cochlear Nerve Deficiency Fitted with Auditory Brainstem Implantation
Liliana Colletti, PhD

10:15 am

The Studying Multiple Outcomes after Aural Rehabilitative Treatment (SMART) Study: Study Design and Baseline Results
Lingsheng Li, MHS

10:23 am

Cost Effectiveness of Genetic Diagnosis and Telemedicine to Provide Cochlear Implantation to Children within Medically Underserved Plain Populations
Kevin A Strauss, MD

10:31 am

RESIDENT RESEARCH TRAVEL AWARD
GDP Matters: Cost Effectiveness of Cochlear Implantation and Deaf Education in Sub-Saharan Africa
Susan D Emmett, MD

10:39 am

Patterns of Long-term Hearing Loss in Hearing Preservation Cochlear Implant Surgery
Kavita Dedhia, MD

10:47 am

Heparin Binding Epidermal Growth Factor Like Growth Factor Heals Chronic Tympanic Membrane Perforations with Advantage of Fibroblast Growth Factor 2 and Epidermal Growth Factor in an Animal Model
Peter L Santa Maria, MBBS, PhD

10:55 am

Regenerative Treatment for the Tympanic Membrane Perforation with Cholesteatoma, Tumor, and Sever Calcification
Shin-ichi Kanemaru, MD, PhD

11:03 am

Discussion

SUNDAY, APRIL 26

11:10 am

Panel: Hurdles to Gene Therapy
 Moderator: Lawrence R Lustig, MD
 Panelists: Lloyd B Klickstein, MD, PhD; Eric A Pierce, MD, PhD; Hinrich Staecker, MD, PhD; Rachel Witten, MD

12:00 pm

Introduction of Incoming AOS President
 Debara L Tucci, MD, MS, MBA

12:05 pm

Closing Remarks/Adjournment
 D Bradley Welling, MD, PhD

ASPO

Location: Room 304/306

7:00 am

ASPO Business Meeting
 (ASPO Members Only)

7:45 am

PANEL 3: PEARLS FOR YOUR PRACTICE: AN UPDATE IN PEDIATRIC LARYNGOLOGY

Moderator: Joseph E Dohar, MD, MS
 Panelists: Christopher J Hartnick, MD; Marshall E Smith, MD

SESSION 9: OBSTRUCTIVE SLEEP APNEA

Moderators: Fuad Baroody, MD; Shelagh Cofer, MD

8:35 am

Clinical Risk Assessment Model for Pediatric Obstructive Sleep Apnea
 W. Hsu

8:43 am

Dental Casts and Functional Measures in the General Pediatric Population and Children with Obstructive Sleep Apnea
 D.F. Smith

8:51 am

Changes in Polysomnography Results in Pediatric Patients with Mild Obstructive Sleep Apnea: Adenotonsillectomy vs. Watchful Waiting
 S.J. Trosman

8:59 am

Surgical Outcomes and Sleep Endoscopy for Children with Sleep-Disordered Breathing and Hypotonia
 J. Park

9:07 am

Questions

SESSION 10: AIRWAY 3

Moderators: David Brown, MD; Deepak Mehta, MD

9:15 am

Upper Airway Reconstruction Using Anatomic Optical Coherence Tomography: Effects of Airway Bend on Airflow Resistance
 J.S. Kimbell

9:23 am

Changes in Pediatric Tracheostomy Tube Properties Exposed to Dishwashing
 B. Ho

9:31 am

Tracheostomy Care: An International Survey of Patient and Family Perspectives
 M.E. McCormick

9:39 am

Questions

9:45 am

Break with Exhibitors

10:15 am

PANEL 4: ROBIN COTTON PANEL— CONGENITAL CMV: COMMON BUT NOT COMMONLY RECOGNIZED

Moderator: Margaret Kenna, MD, MPH
 Panelists: Kathleen Sie, MD, Daniel Choo MD, Suresh Boppana, MD

SESSION 11: AUDIOLOGY

Moderators: Alan Cheng, MD; David Chi, MD

11:05 am

Effect of Decibel Levels and Gentamicin Exposure on Hearing Outcomes in Premature Infants in the Neonatal Intensive Care Unit (NICU)
 S. Liao

11:13 am

Wideband Reflectance Measurements in Newborns: Relationship to Otoscopic Findings
 J. Pitaro

11:21 am

Video Head Impulse Testing (VHIT) in the Pediatric Population
 S.S. Hamilton

11:29 am

Questions

SESSION 12: RHINOLOGY/SINUS

Moderators: Robert Chun, MD; Steven Goudy, MD

11:35 am

Sinonasal Quality of Life in Children with Cystic Fibrosis: An Observational Cross-Sectional Analysis
 D.K. Chan

11:43 am

To Stent or Not to Stent? A Meta-Analysis of Endonasal Congenital Bilateral Choanal Atresia Repair
 J. Strychowsky

11:51 am

Health-related Quality of Life Outcomes in Pediatric Patients Who Underwent Septoplasty
 K. Anderson

11:59 am

Questions

12:05 pm

Meeting Adjourns

VISIT THE E-POSTER KIOSKS

Posters are also available for viewing on the COSM website: www.cosm.md

WEDNESDAY, APRIL 22

THURSDAY, APRIL 23

FRIDAY, APRIL 24

SATURDAY, APRIL 25

SUNDAY, APRIL 26



Revolutionize your office practice.

Introducing FIAGON® — The one and only navigation system designed specifically for your Office Sinus Procedures. So intuitive you hardly know it's there.

Adding a navigation system to your office practice will integrate the same safety standards and efficiency you expect in the OR. FIAGON enables you to do more in your office - capitalizing on a unique line of flexible guide wires, instrumentation, and an adapter allowing you to track any instrument with ease.



Reach out today for your individual evaluation, and find out just how much FIAGON can contribute to your practice.

evaluation@fiagon.com

Smart. Simple. Flexible. FIAGON.

Visit us at **COSM booth #620** to learn more about using FIAGON navigation in your office.

 **fiagon.**

POSTERS GROUP A

Group A Combined Poster Reception, Thursday, April 23 | 5:30–7:00 pm

AAFPRS, ABEA, AHNS, and ALA

AAFPRS

- A001** Comparison Of Various Techniques In The Reconstruction Of Mohs' Chin Defects
Demetri Arnaoutakis
- A002** Iatrogenic Nasal Dorsal Mucocele After Rhinoplasty: Missteps And Mechanisms
Kimberly Atiyeh
- A003** Nasal Dorsum Reconstruction Using Rigid Internal Fixation Plates
Melynda Barnes
- A004** Management Of Periocular Dog Bite Injuries
Benjamin Erickson
- A005** Pedicle Ossification Of A Fibular Free Flap Presenting As A Midline Submental Mass: A Case Report And Review Of The Literature
Jo-Lawrence Bigcas
- A006** The Temporoparietal Fascial Flap And The Temporalis Muscle Flap: Regional Options For Palate Reconstruction
Tara Brennan
- A007** Not All Bony Forehead Lesions Are Osteomas: The Evaluation And Excision Of Firm, Immobile Forehead Masses
John Brumm
- A022** Aesthetic Reconstruction After Parotidectomy In A Pediatric Patient
Lucas Bryant
- A008** The Use Of Lateral Forehead Rotational Flaps To Improve Paramedian Forehead Flap Donor Site Morbidity
Daniel Butz
- A009** Anatomic Variations Of Upper Lid Crease In Upright And Supine Position In Filipinos Ages 18-60: A Descriptive Study With Implications In Upper Eyelid Blepharoplasty
Harvey Chu
- A010** Carotid Sinus Sensitivity Due To Deep Neck Scar After Neck Dissection: Surgical Management With Serial Z-Plasty
Reza Ehsanian, MD
- A011** Tissue Reconstruction And Remodeling Using Acellular Bladder Matrix
James Fuller, MD, FACS
- A012** Novel Application Of Ostomy Paste For Closure Of Complex Salivary Fistulas
Joelle Glick
- A013** Contemporary Review: Improving The Radial Forearm Donor Site
Javier Gonzalez-Castro
- A014** Electrophysiologic Evaluation Of The Rat Facial Nerve: A Comparison Of Transcutaneous And Exposed Evoked Electromyography (EMG)
Jacqueline Greene
- A015** Youtube And Rhinoplasty: An Analysis Of The Videos Available Online
Amar Gupta
- A016** The Role Of Multidisciplinary Care In Cleft And Craniofacial Medicine On Improving Speech, Hearing Function, And Access To Care.
Sarah Hodge
- A017** Fibula Free Flaps For Mandibular Reconstruction: A 10-Year Experience Including The Introduction Of Virtual Surgical Planning
Adam Honeybrook
- A018** A Case Of Progressive Facial Nerve Paralysis In A Patient With Remote History Of Skin Cancer Of The Face
Neal Jackson
- A019** Prospective, Multi-Site, Initial Pilot Investigation Of The Safety And Effectiveness Of Micro-Focused Ultrasound With Visualization For Correction Of Moderate To Severe Atrophic Acne Scars
John Joseph, MD
- A020** The Posterior Approach For Ptosis Surgery: A Method For Correcting Minimal Ptosis With Conjunctival Mullerectomy
Audrey Ko
- A021** Complication Rates In Delayed Mohs Micrographic Surgery Reconstruction In The Head And Neck
Jack Liu
- A023** A Unique Cause Of Polybeak Deformity
Eamon McLaughlin, MD
- A024** Thermography For Free Flap Planning And Monitoring
Sami Melki
- A025** You're Too Pretty: The Growing Trend Of Facial Mutilation
Namita Murthy
- A026** Usage Of Computer Imaging In Rhinoplasty. Does It Increase Patient Satisfaction?
Amani Obeid
- A027** Total Lower Lip And Partial Upper Lip Reconstruction With A Composite Radial Forearm – Palmaris Longus Tendon Free Flap And Tensor Fascia Lata Sling.
Timothy Ortlip
- A028** Trends In Maxillofacial Trauma: An 18-Year Study At Los Angeles County Hospital – A Level 1 Trauma Center
Christian Paquet
- A029** Novel Use Of Wearable Technology Of Facial Plastic Surgery
Sagar Patel, MD
- A030** Comparison Of Private Vs Third Party/ Academic Hair Transplantation Patient Related Education Materials
Hani Rayess
- A031** Free Auricular Composite Graft For Acquired Nasal Stenosis: A Case Report
Charles Riley
- A032** Rare Infantile Myofibroma Of The Malar Eminence And Infraorbital Rim
Joshua Romero
- A033** Effects Of Different Cartilage Sculpting Techniques On Cellular Integrity Of Nasal Septal Cartilage
Sudeep Roy

POSTERS GROUP A

Group A Combined Poster Reception, Thursday, April 23 | 5:30–7:00 pm

AAFPRS, ABEA, AHNS, and ALA

- A034** Safety Of A Modified Coronal Approach To The Upper Craniofacial Skeleton With Dissection Deep To The Temporalis Fascia For Preservation Of The Frontal Branch Of The Facial Nerve
Jeffrey Spiegel, MD
- A035** The Lateral Nasal Sidewall And Its Relationship To The Midface
Carly Stewart, MD
- A036** Anesthesia Duration As An Indicator Of Morbidity And Mortality In Office-Based Facial Plastic Surgery: An Updated Multi-Center Study
Julia Toman
- A037** A Single Stage Turnover Melolabial Pedicle Flap For Full Thickness Lateral Alar Subunit Reconstruction
Wesley Wu, MD
- A038** Computer Tomography Evaluation Of Nasal Pyramid Dimensions In Different Singaporean Ethnic Groups
Charmain Zhao

ABEA

- B001** Upper Airway Anomalies In Congenital Tracheoesophageal Fistula And Esophageal Atresia Patients
Anne Hseu, MD
- B002** Dexmedetomidine Anesthesia During Supraglottoplasty In Infants With Laryngomalacia
Christine DeMason, MD
- B003** Costal Cartilage Laryngotracheal Reconstruction In Adults 60-80 Years Old
James Bekeny, MD
- B004** Utility Of Peak Inspiratory Flow In Evaluating Upper Airway Obstruction
Semirra Bayan, MD
- B005** Pediatric Multidisciplinary Aerodigestive Clinic: Presenting Complaints, Diagnoses, Management And Outcome.
Nancy Bauman, MD

- B006** Hoarseness And Dysphagia Following Anterior Cervical Disk Fusion Surgery: Does Patient BMI Play A Role?
Joseph DePietro, MD
- B007** High Pressure Balloon Dilation Of The Pediatric Airway: A Case Series And Lessons Learned
Anais Rameau, MD
- B008** Decannulation In Children With Atracheotomy: Evaluation Of A Standardized Protocol
April Landry, MD
- B009** Efficacy Of Office Video Laryngoscopy For Evaluating Pediatric Subglottic Stenosis
Mandy Sakamoto, MD
- B010** Maximizing Endoscopic Exposure For Zenker's Diverticulotomy
Nausheen Jamal, MD
- B011** Management Of Subglottic Stenosis
Ryan Meacham, MD
- B012** Standardizing Laryngeal Cleft Evaluations: Feasibility Of The Inter-Arytenoid Region Assessment Protocol
Kaalan Johnson, MD
- B013** Diagnosis Of Pediatric Foreign Body Ingestion: Clinical Presentation, Physical Examination, And Radiologic Findings
Jacquelyn Sink, MD
- B014** Chronic Stridor In A Nine-Month-Old -- Consider Esophageal Foreign Body
Brianne Roby, MD
- B015** An Unusual Airway Foreign Body - A Cockroach In The Trachea
Christopher Liu, MD
- B016** Management Of A Wire Brush Bristle Ingestion, Review Of Literature And Presentation Of An Algorithm
Stephanie Wong, MD
- B017** Trichobezoar Causing A Foreign Body In The Upper Aerodigestive Tract: A Hairy Situation
Nicholas Scalzitti, MD
- B018** Misdiagnosed Chronic Laryngeal Foreign Body
Santino Cervantes, MD

- B019** The Incidence Of Recurrent Respiratory Papillomatosis Has Three Peaks
Michel San Giorgi, MD
- B020** Post Transplant Lymphoproliferative Disorder (PTLD) Of The Larynx In Children
Douglas Sidell, MD
- B021** High-Grade Neuroendocrine Carcinoma Of The Larynx - A Single Institution's Experience
Nicholas Deep, MD
- B022** External Branch Of The Superior Laryngeal Nerve Mediated Glottic Closing Force In The Porcine Model
Boris Paskhover, MD
- B023** Microvasculature Of The Subglottic Larynx - A Human Cadaveric Micro-CT Study
Jonathan Romak, MD
- B024** Cell Origin In The Macula Flava Of The Human Newborn Vocal Fold
Kiminori Sato, MD
- B025** Human Airflow Velocity Distribution Changes From The Glottis Through Pharynx During Phonation
Hideyuki Kataoka, MD
- B026** Perioperative Events In Surgical Patients With OSA: Results Of A National Survey
Michael Brenner
- B027** Functional Evaluation Of Tubed Supraglottic Laryngoplasty In A Human Cadaveric Model Of Profound Oropharyngeal Dysphagia
Daniel Cates, MD
- B028** Efficacy Of Chin-Down Maneuver Following Esophagectomy; Quantitative Analysis
Yoshihiko Kumai, MD
- B029** Vector Analysis Of Cricoid Cartilage Traction Strategies To Improve Swallowing
Mark Ellis, BA
- B030** Acupuncture For Intractable Esophageal Spasm
Christopher Tang, MD

POSTERS GROUP A

Group A Combined Poster Reception, Thursday, April 23 | 5:30–7:00 pm


AAFPRS, **ABEA**, AHNS, and ALA

- B031** Injection Of Botulinum Toxin In The Upper Oesophageal Sphincter Under Ultrasound Guidance
Karim Hammoudi Hammoudi, MD
- B032** Functional Endoscopic Evaluation Of Swallow With Sensory Testing (FEESST) And Its Utility In Diet Advancement In An Inpatient Population
Hayley Born, MD
- B033** Office-Based Injection Pharyngoplasty: Technique, Indications, And Initial Experience
Paul Bryson, MD
- B034** Validation Of An Ovine Model Of Profound Oropharyngeal Dysphagia
Peter Belafsky, MD
- B035** Improvement In The Reflux Symptom Index Following Cricopharyngeal Myotomy, With Or Without Zenker's Diverticulectomy
Nancy Jiang, MD
- B036** Development Of A Reflex Cough Test Equipment
Kazunori Fujiwara, MD
- B037** Early Diagnosis And Management Of Hypopharyngeal And Esophageal Perforations Due To Cervical Spine Hardware
Michael Orestes, MD
- B038** Treatment Of Dysphagia Secondary To Isolated Cricopharyngeal Car: Cricopharyngeal Muscle Myotomy Versus Endoscopic Esophageal Dilation
Alexander Marston, MD
- B039** Normal Fluoroscopic Appearance Status-Post Successful Endoscopic Zenkers Diverticulotomy
Naren Venkatesan, MD
- B040** Parkinsonian Dysphagia
Niv Mor, MD
- B041** The Impact Of Vocal Fold Asymmetry On Dysphonia
Megan Morisada, BS
- B042** Efficacy Of Adductor Spasmodic Dysphonia Botulinum Toxin Injections Delivered During A Valsalva
Jennifer Phan, MD
- B043** Isolation, Cell Culture, And Characterization Of Vocal Fold Epithelial Cells Of Rabbits
Masanobu Mizuta, MD
- B044** Comparison Of Primarily Placed 16 And 20 French Voice Protheses In Tracheoesophageal Voice Restoration
Matthew Naunheim, MD
- B045** Clinical Trends And Vocal Function Of Presbylarynx; Status Of The Most Aging Country, Japan
Takeyuki Kono, MD
- B046** Longitudinal Scar Lysis And Steroid Injection For Treatment Of Vocal Fold Scar
William Young, MD
- B047** Identification Of Bone Marrow-Derived Migratory Cells In The Naive And Injured Vocal Fold
Yo Kishimoto, MD
- B048** Chondroitin Sulfate In Normal And Scarred Vocal Folds: A Rat Study
Patnarin Mahattanasakul, MD
- B049** Evaluation Of Vocal Fold Motion Abnormalities: Are We All Seeing The Same Thing?
Lyndsay Madden, MD
- B050** Pathogenetic Mechanisms Of Laryngeal Papillomatosis Based On Laryngeal Epithelial Characteristics
Takashi Kurita, MD
- B051** Fibroblastic Features Of Arytenoid Cartilage Chondrocytes In Culture
Yutaka Toya, MD
- B052** Distribution And Characteristics Of Slow Cycling Cells In Rat Vocal Folds
Yoshitaka Kawai, MD
- B053** ABCG2 Lineage Tracing To Identify Vocal Fold-Specific Progenitor Cells In A Mouse Progeny Tracking Model
Alice Wei, MD
- B054** 4k Video-Laryngoscopy And Videostroboscopy: A Feasibility Study And Preliminary Findings
Peak Woo, MD
- B055** Storage And Distribution Of Vitamin A Isomers In Human Vocal Fold Mucosa
Kohei Nishimoto, MD
- B056** Prevention Of Vocal Fold Scarring With Local Application Of Basic Fibroblast Growth Factor In Rat Model
Ryo Suzuki, MD
- B057** Voice Outcomes Following Surgical Augmentation For Vocal Fold Atrophy
Vyvy Young, MD
- B058** In-Office KTP Ablation Of Vocal Fold Polyps: Vocal And Stroboscopic Outcomes
Laura Dominguez, MD
- B059** Prospective Study of Voice Outcomes After Balloon Dilation of Subglottic Stenosis
Alexander Hillel, MD
- B060** A Novel Approach To The Challenging Injection Laryngoplasty
Ross Mayerhoff, MD
- B061** Post Operative Outcomes After The CO2 Laser Arytenoidectomy In Patients With Bilateral Vocal Fold Paralysis
Hirohito Umemo, MD
- B062** Minimal Access Surgery Employing Sialendoscopes To Address Vocal Fold Scarring In A Live Porcine Model
Joo Woo, MD
- B063** Laryngospasm, Chronic Cough, And Paradoxical Vocal Fold Motion: Approaching The Divergent Manifestations Of Laryngeal Dysfunction
Sisi Tian, MD
- B064** Morphological Recovery Of Rabbit Vocal Fold Epithelium After Acute Phonotrauma
Tsuyoshi Kojima, MD
- B065** Compound Motor Action Potential Quantifies Recurrent Laryngeal Nerve Innervation
Neel Bhatt, MD



DOWNLOAD the meeting's official mobile app

Make sure and download the FREE ultimate meeting guide for Combined Otolaryngology Spring Meeting 2015—the official mobile app. Available for iPhone, iPad and Android devices, you can now take advantage of features designed to help you get the most out of attending the meeting, all from the convenience of your own mobile device. Simply visit the iTunes App Store or Google Play to download the app—just search the keyword COSM 2015, or you can scan the QR code below.



After downloading the app, you'll need to login with your User ID and Password. The email address you registered with is your User ID, and the password you created when registering is the Password. You can also login using your last name and badge number.

The app contains the following:



SCHEDULE

a searchable directory of available sessions, plus your personal list of any sessions you registered for



SPEAKERS

a complete listing of all speakers at the meeting



FLOORPLAN

a viewable map to navigate the meeting floor with ease



EXHIBITORS

a searchable list of all exhibiting companies



Scan this QR code to download the app today and make the most of your experience at the meeting!

POSTERS GROUP A

Group A Combined Poster Reception, Thursday, April 23 | 5:30–7:00 pm

AAFP, ABEA, AHNS, and ALA

B066 Aerodigestive Manometric And Laryngeal Electromyographic Differences: Between Pressed And Healthy Phonation: An Investigation Into Muscle Tension Dysphonia
Jackie Gartner-Schmidt, PhD

AHNS

C001 Effectiveness Of One Cycle Of Neoadjuvant Chemotherapy Using S-1 And Nedaplatin In Patients With Head And Neck Squamous Cell Carcinoma
Hiroyuki Harada, MD

C002 Surgical And Non-Surgical Treatment Outcomes In Advanced Stage Oral Cavity Cancer: A Population-Based Study
Richard B Cannon, MD

C003 Correlation Between The Histopathology And The Measurements Of Shear Wave Velocity For Fresh Thyroid Specimens
Takahiro Fukuhara, MD

C004 Survival Outcomes In Elderly Patients With Untreated Upper Aerodigestive Tract Cancer
Brian B Hughley, MD

C005 Incidence Of Level 2 And Level 2b Sentinel Lymph Node Basin For Cutaneous Head And Neck Malignancy
Francis Creighton, MD

C006 Salivary Duct Carcinoma: A Single-Institution, 20-Year Review Of 75 Cases
Mark R Gilbert, MD

C007 4d-Ct Scoring And Protocol Optimization Of Parathyroid Adenomas. Challenging Diagnosis Made Simple.
Shivani Shah, MD

C008 Effects Of Body Mass Index In Outcome Indicators And Quality Assessment In Head And Neck Surgery
Luiz P Kowalski, MD, PhD

C009 Pediatric Nasopharyngeal Carcinoma: A National Cancer Data Base Review
Morgan K Richards, MD

C010 Predictive Value Of Nodal Suv(Max) Obtained By 18f-Fdg-Pet-Ct In Oropharyngeal Squamous Cell Carcinoma
Jessica M Clark, MSc, MD

C011 Long Term Complications Of A Small Volume Radiotherapy Treatment Of Early Glottic Cancer, A Population Based Retrospective Study.
Samy El-Sayed, MD

C012 Effects Of A Mu-Opioid Agonist And Antagonist On Head And Neck Cancer Cells
Reema Padia, MD

C013 Cancer Buddy Program To Improve Quality And Timeline Of Head & Neck Cancer Treatment: A Pilot Study
Meghan N Wilson, MD

C014 Evaluation Of Clinico-Pathological Predictive Factors For Lymph Node Metastasis In Oral Tongue Squamous Cell Carcinoma
Madana Jeevanandam, MD

C015 Community Health Indicators Association With The Long-Term Outcomes Of Thyroidectomy: A Multi-States Analysis
Zaid Al-Qurayshi, MBChB, MPH

C016 Papillary Thyroid Carcinoma Cancer Stem Cells Can Proliferate Through Asymmetric Division To Self-Renew And Produce Differentiated Tumor Cells
Alfred Simental, MD

C017 Suberoylanilide Hydroxamic Acid (Saha) Inhibits Growth Of Head And Neck Cancer Cell Lines By Reactivation Of Tumor Suppressor Micrnas
Jharna Datta, PhD

C018 Malignant Peripheral Nerve Sheath Tumors Of The Head And Neck: Demographics, Clinicopathologic Features, Management, And Treatment Outcomes
Armin Arshi, BS

C019 Toward The Next Generation Of Transoral Robotic Surgery: A Feasibility Study Using The Davinci Surgical Xi Robot
Josephine A Czechowicz, MD

C020 Predictors Of Failed And Delayed Decannulation After Head And Neck Surgery: A Case-Control Study
Andre Isaac, MD

C021 Utility Of Neck Dissection In Regionally-Metastatic Medullary Thyroid Carcinoma
Suhael Momin, MD

C022 Laryngeal Reinnervation After Nerve Sectioning With Vascularized, Conventional, Acellular And Conduit Nerve Grafts
Jordan P Sand, MD

C023 Changing Trends In The Management Of Primary Infratemporal And Parapharyngeal Space Tumors
Kelly Groom, MD

C024 Barriers In Head And Neck Cancer Survivorship: Lessons Learned
Anita Deshpande

C025 Analysis Of Oncological And Functional Results In Transoral Laser Microsurgery As A Primary Treatment Option Of Selected T3 Glottic And Supraglottic Laryngeal Cancers.
Sara Penco, MD

C026 Determinants Of Survival In Early Stage (T1-2n0m0) Oral Cavity Cancer – A Population-Based Study
Justin C Sowder, MD

C027 The Role Of Palliative/Curative Re-Irradiation In Recurrent And Residual Squamous Cell Carcinoma Of The Upper Aerodigestive Tract.
Kelly J Pettijohn, MD

C028 The Last Year Of Life: End-Of-Life Care In Elderly Patients With Terminal Larynx And Oropharynx Cancer
Christine G Gourin, MD, MPH

C029 Comparison Of Short-Term Outcomes Of Patients Undergoing Fibular And Scapular Flap Free Tissue Reconstruction By Using Nsqip Methodology
Kaitlyn Strickland

C030 Prognostic Indicators And Treatment Of Myoepithelial Carcinoma: A Population-Based Analysis
Irene A Kim, MD

POSTERS GROUP A

Group A Combined Poster Reception, Thursday, April 23 | 5:30–7:00 pm

AAFPRS, ABEA, AHNS, and ALA

POSTERS: GROUP A | AHNS

POSTERS: GROUP B

- C031** Travel Distance Is Associated With Stage At Presentation And Laryngectomy Among Patients With Laryngeal Cancer
Laura Dooley, MD
- C032** Differences Between Treatment And Non-Treatment Seeking People In A Community Based Head And Neck Cancer Screening
Laura J White, MD
- C033** Oncologic And Functional Outcomes Of Surgical And Non-Surgical Treatment For Advanced Squamous Cell Carcinoma Of The Supraglottic Larynx
Adekunle Elegbede, PhD
- C034** Endoscopic Versus Open Treatment For Sinonasal Squamous Cell Carcinoma: An Outcomes Study
Brandon L Prendes, MD
- C035** Incidence Of Perioperative Ischemic Stroke After Neck Dissection
Samantha Tam, MD
- C036** Expression Of Tobacco- And Alcohol-Metabolizing Enzymes In Young And Old Patients With Oral Squamous Cell Carcinoma
Estela Kaminagakura,
- C037** Narrow Margins (1-4mm) In Hpv-Positive Oropharyngeal Squamous Cell Carcinoma (OpSCC) Treated With Trans-Oral Robotic Surgery Alone
Jason I Kass, MD, PHD
- C038** Excision Margins And Sentinel Lymph Node Status As Prognostic Factors In Thick Melanoma Of The Head And Neck: A Retrospective Study
Olivia Ruskin
- C039** Early Oral Tongue Squamous Cell Carcinoma: Sampling Of Margins From Tumor Resection Defect Correlates With Worse Local Control
Jessica H Maxwell, MD, MPH
- C040** Predicting Quality Of Life Outcomes In Patients With Oropharyngeal Carcinoma Treated With A Minimally Invasive Surgery-First Approach
Jonathan P Giurintano, MD
- C041** Retropharyngeal Lymph Node Dissection During Transoral Robotic Surgery: Patterns Of Metastasis And Functional Outcomes
Scott H Troob, MD
- C042** Microsurgical Reconstruction Of The Tissues Of The Oral Cavity And Pharynx By Visceral Flaps In Cancer Patients
Andrey Polyakov
- C043** Minimal Clinically Important Difference And Quality Of Life Scores Of Patients With Laryngeal Cancer
Moran Amit
- C044** Quality Of Life Outcomes In Patients With Oropharyngeal Carcinoma Treated With A Minimally Invasive, Surgery-First Approach
Jonathan P Giurintano, MD
- C045** Patient-Perceived And Objective Functional Outcomes Following Salvage Transoral Robotic Surgery (Tors) For Oropharyngeal Squamous Carcinoma.
Fernando L Dias, MD, PhD
- C046** Surgery For Non-Localizing Hyperparathyroidism In The Era Of Localization
Christopher D Vuong, MD
- C047** Quality Of Life And Oncological Safety Of Salivary Gland Transfer In Oropharyngeal Cancer Patients Treated With Primary Chemo-Radiation
Gregoire B Morand, MD
- C048** Description And Cost Analysis Of A Telemedicine Treatment Model For Head And Neck Cancer In A Veterans Health Administration Population
Daniel M Beswick, MD
- C049** Adjuvant Therapy Does Not Impact Survival Following Surgical Resection Of Sinonasal Melanomas
Mihir K Bhayani, MD
- C050** Oncologic Outcomes Of Patients With Advanced Oropharyngeal Cancer Treated With A Minimally Invasive Surgery First Approach
Jonathan P Giurintano, MD
- C051** Salivary MicroRNA Biomarkers For Detection Of Hpv-Positive Oropharyngeal Squamous Cell Carcinoma
Peter S Vosler, MD, PhD
- C052** Home Self-Dilatation: A Novel Approach For Treatment Of Radiation Induced Dysphagia In Head And Neck Cancers
Mohammad Alnoor, BS
- C053** Neck Incision Planning For Total Laryngectomy: Clinical Review And Finite Element Analysis
Allen L Feng, BS
- C054** “Part I: Neck Dissection Technique Commonality And Variance An International Survey Of Neck Dissection Technique Among Head And Neck Oncologic Surgeons In The American Head And Neck Society”
Shirin M Hemmat, BA
- C055** Node Metastases In Laryngeal Squamous Cell Carcinoma
Marco Bonali, MD
- C056** Use Of Angular Vessels In Head And Neck Free-Tissue Transfer: A Case Series Review.
Bryan N Rolfes, MD
- C057** Predictors Of Positive Margins And Extracapsular Extension For Patients Receiving Transoral Robotic Surgery For Squamous Cell Carcinoma Of The Oropharynx
Harry E Subramanian
- C058** Offering More For Persistent Dysphagia After Head And Neck Cancer: The Evolution Of Boot Camp Swallowing Therapy
Katherine A Hutcheson, PhD
- C059** Feedback Autocrine Loop Of Fgf-Fgfr Activates Erk Rebound To Mek Inhibition In HNSCC
Yeon Ju Yang

POSTERS GROUP A

Group A Combined Poster Reception, Thursday, April 23 | 5:30–7:00 pm

AAFPS, ABEA, AHNS, and ALA

- C060** A Prospective Study Of Local Control (Lc), Pattern Of Failure (Pf) And Survival (Os) In Patients With Squamous Carcinoma Of The Head And Neck Region (Scchn) Treated With Imrt Radiotherapy, Results Of Long Term Follow Up
Samy El-Sayed, MD
- C061** Determining Patient Preferences And Thresholds For The Management Of Indeterminate Thyroid Nodules: Surgery, Observation, Or Genetic Testing
Daniel J Lee, BHS
- C062** Predictive Risk Factors For Immediate Revision Of Flap Reconstructions In Head And Neck Cancer Patients
Thomas K Chung, MD
- C063** Intraoperative Vasopressor Use In Soft Tissue Vs Osteocutaneous Free Flap Reconstruction: A Randomized Trial
Rusha J Patel, MD
- C064** Prevalence, Distribution, And Levels Of High-Risk Hpv Types In Squamous Cell Carcinoma Of The Nasal Cavity
Naweed Chowdhury, MD
- C065** Regional Variation In Outcomes For Head And Neck Cancer In California
Vasu Divi, MD
- C066** Head And Neck Squamous Cell Carcinoma In The Setting Of Organ Transplantation
Karthik Rajasekaran, MD
- C067** Prognostic Factors Of Recurrent Oral Cavity Squamous Cell Carcinoma Associated With Survival In The Salvage Patient Population
Syed A Ali, BA
- C068** A Single Institution Experience With Management Of Supraglottic Scca In The Era Of Chemoradiation (Crt): 2001-2012
Jason I Kass, MD, PhD
- C069** Impact Of Current Smoking And Alcohol On Gastrostomy Duration In Patients With Head And Neck Cancer Undergoing Definitive Chemoradiotherapy
Patrick Sheahan
- C070** Novel High Fidelity Peritonsillar Abscess Simulator
Grace Scott, MSc, candidate
- C071** Study On Gstm1, Gstm1, Cyp1a1, Xrcc1 And P53 Gene In Head And Neck Cancer Patients Habituated With Bidi And Cigarette Smoking
Vishnu VR Martha, MDPH
- C072** How To Improve The Rate Of Negative Margins In Oral Cavity Scc?
Moran Amit
- C073** Concordant Oral And Vaginal Hpv Infection In The United States
Suraj Kedarisetty, BS
- C074** Hypofractionation For The Treatment Of Radio-Resistant Recurrent Head And Neck Cancer – A New Treatment Paradigm
Dror Limon, MD
- C075** Cost-Benefit Analysis Of Otolaryngology-Specific Emergency Room Services Using A Contingent Valuation Survey
Matthew R Naunheim, MD, MBA
- C076** The Impact Of Prophylactic External Carotid Artery Ligation On Postoperative Hemorrhage After Transoral Robotic Surgery (Tors) For Oropharyngeal Squamous Cell Carcinoma
John P Gleysteen, MD
- C077** Effect Of Radiation And Chemoradiation Therapy On Osteomyocutaneous Microvascular Flaps In Head And Neck Reconstruction.
Si Chen, MD
- C078** Chemoresponse Assays In Head And Neck Cancer Patients: A 3-Year Follow Up.
Basem T Jamal, BDS, DSc
- C079** Novel Parotidectomy Surgical Simulator May Provide Objective Measure Of Surgical Skills In Trainees.
Rosemary Pham, MS
- C080** Induction Of Dna Damage And Selective Killing Of Hpv-Associated Hnscc By Roscovitine
Cyril S Gary, BA
- C081** Potential Of Induction Based Therapy As A Protocol Role Changer- Lessons From Neoadjuvant Chemoradiation Trial -Ecog-E2303
Harold Wanebo, MD
- C082** An Open-Label Study To Investigate The Tolerability, Pharmacokinetics And Anti-Tumor Effect Following Photodynamic Therapy (Pdt) With Single-Ascending Doses Of Luz11 In Patients With Advanced Head And Neck Cancer.
Julio Oliveira, MD
- C083** Quality Of Neck Dissection Operative Reports
Cheryl C Nocon, MD
- C084** Effect Of Chemotherapy And Radiation Therapy On Nodal Yield In Neck Dissection Specimens
James R Bekeny, MD
- C085** Transoral Robotic Approach To Parapharyngeal Space Tumors: Case Series And Technical Limitations
Brian Boyce
- C086** Comparative Cost-Effectiveness Analysis Of Radiation Therapy Vs Trans-Oral Robotic Surgery For Oropharyngeal Squamous Cell Carcinoma (Opscc)
Lisa Caulley, MD
- C088** Ercc1 – Locoregional Differences In Prognostic Value Of Ercc1 Expression In Patients With Head And Neck Squamous Cell Carcinoma.
Adrian Muenscher, MD
- C089** Free Thyroid Transfer (Ftt): Long-Term Results Of A Novel Procedure For Prevention Of Post-Radiation Hypothyroidism
Brittany Barber, MD
- C090** Central Skull Base Osteoradionecrosis – Clinical Presentation And Aggressive Surgical Management Of A Rarely Reported But Increasingly Encountered Clinical Entity
Andrew R Larson, BA
- C091** Importance Of Comorbidities, Age, And Patient Stratification In Oral Cavity Squamous Cell Carcinoma
Daniel D Martin

POSTERS GROUP A

Group A Combined Poster Reception, Thursday, April 23 | 5:30–7:00 pm

AAFPRS, ABEA, AHNS, and ALA

POSTERS: GROUP A | AHNS

POSTERS: GROUP B

- C092** Continuous Intraoperative Nerve Monitoring During Thyroid Surgery
Hossam Eldin Mohamed, MD
- C093** Oncologic Outcomes For Parotid Malignancies Requiring Facial Nerve Sacrifice
Shawn Li
- C094** The Utility Of Upfront Transoral Robotic Surgery For De-Escalating And Tailoring Adjuvant Therapy
Neil Gildener-Leapman, MD
- C095** Metabolic Tumor Volume As A Prognostic Indicator In Oropharyngeal Squamous Cell Carcinoma Treated With Primary Surgery
Timothy Cooper, MD
- C096** Pathological Nodal Distribution Of Clinically Staged Tonsil And Tongue Base Squamous Cell Carcinoma
Trey C Mullikin, BS
- C097** The Development Of The Chicago Assessment Of Social Health Outcomes (Cash) Database
Jeremy O'Connor, MD
- C098** Elimination Of Planned Adjuvant Radiation To The Primary Bed In P16-Positive, Transorally-Resected Oropharyngeal Carcinoma: Impact On Local Control
Parul Sinha, MBBS
- C099** Osseointegrated Dental Implantation Of Fibula Free Flaps For Mandibular Reconstruction: Timing And Outcomes
Ryan S Jackson, MD
- C100** Ph Sensitive Nanoprobe Detection Of Head And Neck Squamous Cell Cancer And Associated Stromal Cells
Baran D Sumer, MD
- C101** Fibula Jaw In A Day: State Of The Art Reconstruction
Mohammed Qaisi, MD, DMD
- C102** Validation Of Metabolic Tumor Volume As A Prognostic Factor For Oral Cavity Squamous Cell Carcinoma Treated With Primary Surgery
Han Zhang, MD
- C103** Bio-Oss Successfully Induces Bone Healing In A Marginal Mandibular Defect
Irene A Kim, MD
- C104** Histopathologic Features Of Irradiated And Non-Irradiated Recipient And Donor Vessels In Head And Neck Microvascular Reconstruction
Cesare Piazza
- C105** Metformin Prevents The Progression Of Carcinoma In Condemned Oral Mucosa
Niv Mor, MD
- C106** Thyroid Cancer In Ireland.
Paul Lennon, MB, BCh, FRCS, ORL, HNS
- C107** Survival Outcomes In Oropharyngeal Squamous Cell Carcinoma Patients Treated With Carboplatin And Concurrent Radiotherapy: A Retrospective 5 Year Review
Marco Mascarella
- C108** Squamous Cell Carcinoma Of The Head And Neck Of Unknown Primary: A Fifteen-Year Single Institution Experience
Leslie Kim, MD, MPH
- C109** Part II: How, When, And From Whom Neck Dissection Technique Is Learned An International Survey Of Neck Dissection Education Among Head And Neck Oncologic Surgeons
Shirin M Hemmat, BA
- C110** Oncologic Outcomes Of Salvage Surgery In Recurrent Squamous Cell Carcinoma Of The Oral Tongue.
Perry S Poteet, MD
- C111** Large Orbital Defect Reconstruction In The Setting Of Globe-Sparing Maxillectomy: The Titanium Hammock And Layered Fibula Technique
Samuel J Trosman, MD
- C112** A Study To Evaluate The Prognostic Significance Of Microscopic Spread Of Disease Beyond Gross Tumour Edge In Patients With Oral Cavity Squamous Cell Carcinoma
Deepa Nair
- C113** The Tumour Suppressors P53 And P63 Are Stabilized By A Combination Of Radiation And Nutlin-3 In Human Oropharyngeal Carcinoma Lines Harboring Hpv E6
Andrew S Lau, BSc, MB, BS, MRCS, DOHNS
- C114** Buccinator Myomucosal Flap For Reconstruction Of Tors Defects: A Review Of Patient Functional Outcomes
Jonathan P Giurintano, MD
- C115** Assessing Lymphatic Response To Radiation Therapy Using Near-Infrared Fluorescence Imaging
Ron J Karni, MD
- C116** Differences In Staging Of Head And Neck Squamous Cell Tumors Between Institutions
Sarah R Akkina, MS
- C117** Nuclear Fusion Imaging: Optimal Technique For Localizing Ectopic Parathyroid Glands
Phillip Pellitteri, DO
- C118** Racial Disparities In Survival Among Head And Neck Squamous Cell Carcinoma Patients: A Population-Based Study
Lewis J Overton, MD
- C119** Analysis Of Risk Factors For Recurrent Hyperparathyroidism Amongst Dialysis Patients With Refractory Secondary Hyperparathyroidism
Tsu-Hui (Hubert) Low, MD
- C120** Incidence And Significance Of Pathologic Floaters In Transoral Robotic Surgery (Tors) For Oropharyngeal Cancer
Jon Mallen-St. Clair, MD, PhD
- C121** Is Aspiration Or Residue The Bigger Problem For Post-Radiated Hnc Patients?
Susan E Langmore, PhD
- C122** Radioguided Occult Lesion Localization Using Technetium-99 Labeled Macroaggregate Albumin Aids In Operative Tumor Localization In Recurrent Thyroid Cancer
Aaron Lewis, MD

POSTERS GROUP A

Group A Combined Poster Reception, Thursday, April 23 | 5:30–7:00 pm

AAFP, ABEA, **AHNS**, and ALA

- C123** Genome Methylation In Papillary Thyroid Cancer
Mariana B Reis
- C124** Stapler-Assisted Total Laryngectomy: Lessons Learned
Nancy Jiang, MD
- C125** Adenoid Cystic Carcinoma Of The Larynx: A Comprehensive Literature Review
Jacqueline A Anderson, MD
- C126** Accuracy Of Preoperative Localization Of Parathyroid Adenoma Using Triple-Modality Imaging In Primary Hyperparathyroidism And Cost-Utility Analysis
David S Kim, MD
- C128** Combined Approaches To Skull Base And Intracranial Lesions In The Era Of Minimally Invasive Surgery: A Case Series And Review Of Literature
Monirah Albathi, MBBS
- C129** Novel Therapeutic Approach Using Triterpenoid Rta 408 To Prevent Radiation-Associated Tissue Injury And Fibrosis In Rodent Model
Adam J Luginbuhl, MD
- C130** Characterizing The Prognostic Value Of Sentinel Lymph Node Biopsy For Head And Neck Melanoma – A Seer Analysis
Steven Sperry, MD
- C131** Short-Stay Hospital Admission After Free Tissue Transfer For Head And Neck Reconstruction
Conor Devine, MD
- C132** Application Of The Vanderbilt Head And Neck Symptom Survey 2.0 To Oropharyngeal Cancer Treated With A Minimally Invasive Surgery-First Approach
Jonathan P Giurintano, MD
- C133** Cmet And Its Ligand Stromal Hgf Secretion Induce Innate Resistance To Braf Inhibitor In Braf Mutant Anaplastic Thyroid Cancer
Hyung Kwon Byeon
- C134** Management Of Locally Advanced Laryngeal Cancer With Radical Surgery With/Without Postoperative Radiation Therapy: A Retrospective Institutional Analysis
Fernando L Dias
- C135** Supraclavicular Approach To The Thoracoacromial Artery For Head And Neck Reconstruction
Jesse T Ryan, MD
- C136** A Randomized Trial Of Curcumin To Treat Oral Potentially Malignant Lesions
Moni Abraham Kuriakose
- C137** Compliance With Nccn-Guidelines For Post Treatment Surveillance Of Head And Neck Cancer
Carol M Lewis, MD, MPH
- C138** A Multi-Institutional Study Of Oncologic Outcomes Following Transoral Robotic Surgery For Head And Neck Cancer
Ryan J Li, MD
- C139** Fibroblast Growth Factor Receptor 1 Amplification In Laryngeal Squamous Cell Carcinoma
Brandon L Miller, MD
- C140** Are Complication Rates Of Surgical Tracheostomy In Critically Ill Patients Higher Than Those With Percutaneous Tracheostomy?
Stephanie Johnson-Obaseki, MD
- C141** The Effects Of Preoperative Embolization On Carotid Body Paraganglioma Surgery: A Systematic Review And Meta Analysis
Ryan S Jackson, MD
- C142** Surgeon-Performed Ultrasound Provides Optimal Surgical Treatment For Patients With Thyroid And Parathyroid Disease
Hossam Eldin Mohamed, MD
- C143** Select Oral Anti-Hyperglycemic Agents Improve Outcomes And May Exhibit Cancer Chemopreventative Properties In Oropharyngeal Squamous Cell Carcinoma
Ryan P McSpadden, MD
- C144** Risk Of Lymph Node Metastasis And Recommendations For Elective Nodal Treatment In Sinonasal Mucosal Melanoma: A Seer Analysis
Peter H Ahn, MD
- C145** Analysis Of Hospital Readmissions In Head And Neck Oncology
Alexander D Sokohl, MD
- C146** Dental Implant Rehabilitation In The Head And Neck Free Flap Reconstruction Patient: Outcomes Assessment
Joshua E Lubek, MD, DDS
- C147** Update On The Focused Lateral Approach For Minimally Invasive Parathyroidectomy
Deniz Gerecci, MD
- C148** Osseointegrated Dental Implantations: Practice Patterns Of The Microvascular Surgeon
Brandon Johnson, MD
- C149** Integrative Analysis (Mrna And Mirna Data) Reveals Putative Drug Targets In Laryngeal Squamous Cell Carcinoma Patients
Rainer Marco Lopez Lapa, MsC
- C150** The Double Barreled Radial Forearm Osteocutaneous Flap
Javier Gonzalez-Castro, MD
- C151** Lymphatic Drainage Patterns In Sentinel Lymph Node Biopsy For Periocular Malignancy
Francis X Creighton, MD
- C152** Transoral Robotic Supraglottic Laryngectomy Using The Medrobotics Flex System
Stephen Y Kang, MD
- C153** Contemporary Management Of Carotid Blow-Out Syndrome Utilizing Endovascular Techniques
Nauman F Manzoor, MD
- C154** Human Papillomavirus Presence And Immunohistochemical Expression Of P16ink4a, Prb, And P53 In Sinonasal Diseases
Mikio Suzuki

POSTERS GROUP A

Group A Combined Poster Reception, Thursday, April 23 | 5:30–7:00 pm

AAFPRS, ABEA, AHNS, and ALA

POSTERS: GROUP A | AHNS

POSTERS: GROUP B

C156 The Predictive Role Of Akt In The Sensitivity Of Ast1306, A New Generation Of Irreversible Anti-Egfr Drug, In Squamous Cell Carcinoma Of The Head And Neck.
André L Carvalho, PhD

C157 Association Of Depression And Survival Outcome In Head And Neck Cancer Patients: A Systematic Review
Brittany Barber, MD

C158 Systematic Review Of Lacrimal Sac Tumors, Treatment, And Outcomes In Past 25 Years
Gregory R Dion, MD, MS

C159 The Important Prognostic Significance Of Lymph Node Ratio In Patients With Node Positive Oral Tongue Cancer
Hester Lieng, BScMed, MBBS

C160 Utilization Of Intraoperative Nerve Monitoring In Thyroidectomy And The Risk Of Vocal Cord Paralysis: A Multi-States Analysis
Zaid Al-Qurayshi, MBChB, MPH

C161 Optimizing The Setup For Diagnosing And Treating Head And Neck Cancer
Birgitte W Charabi, MD

C162 Psychological States, Functional Status, And Quality Of Life In A Multicultural Sample Of Head And Neck Cancer Survivors
Christopher Fundakowski, MD

C163 Lex Antigen Is An Early Independent Indicator Of A Better Patient Outcome In Head And Neck Squamous Cell Carcinoma
María V Croce, MD, PhD

C164 Incidence Of Suicide In Persons With Head And Neck Cancer
David Kam, BS

ALA

D001 Allergic Reactions Following Flexible Fiberoptic Laryngoscopy
Kimberly Atiyeh, MD

D002 Analysis Of Laryngoscopic Features In Patients With Unilateral Vocal Fold Paralysis
Arjun Parasher, MD

D003 Autologous Fat Injection Therapy Including High Concentration Of Adipose-Derived Stem Cells In A Vocal Fold Paralysis Model - Animal Study Of PIG
Naoki Nishio, MD

D004 Benefits Of A Laryngologist And Speech-Pathologist Co-Assessment Of Treatment Outcomes And Billing Revenue
Juliana Litts, MA, CCC-SLP

D005 Bilateral Vocal Fold Paralysis, Airway Obstruction And Dysphagia Secondary To Diffuse Idiopathic Skeletal Hyperostosis: A Case Report
Jordan Allensworth, BS

D006 Blunt Trauma Resulting In Severe Laryngeal Damage or Complete Laryngotracheal Separation: A Discussion Of Surgical Techniques and Management
Alycia Spinner, MD

D007 Botox Dosage Trends Over Time: A 15 Year Experience
Christopher Tang, MD

D008 Botox Treatment Of Adductor Spasmodic Dysphonia: Long-Term Dose Stability And Use Of Trans-Tracheal Lidocaine
Inna Husain, MD

D009 Botulinum Toxin Treatment Of The False Vocal Folds In Adductor Spasmodic Dysphonia: Longitudinal Functional Outcomes
Chris Lee, MD

D010 Case-Control Study Evaluating Competing Risk Factors For Angioedema In A High-Risk Population
Rebecca Kamil, BS

D011 Chronic Laryngeal Dysplasia: A Retrospective Review Of 103 Patients
Ashleigh Halderman, MD

D012 Comparison Of Silastic And Hydroxyapatite Implants In Type 1 Thyroplasty For Unilateral Vocal Cord Paralysis
Ryan Meacham, MD

D013 Comparison Of Vocal Outcome Following Two Different Procedures For Immediate Recurrent Laryngeal Nerve Reconstruction
Yoshihiko Kumai, MD

D014 Differentiation Of Mouse Induced Pluripotent Stem Cell For Regeneration Of Tracheal Epithelial Cells
Masakazu Ikeda, MD

D015 Dysphagia Following Airway Reconstruction In Adults
Christen Lennon, MD

D016 Early Glottic Cancer Involving The Anterior Commissure Treated By Transoral Laser Cordectomy: Outcomes And Relevance Of TNM Classification
Caroline Hoffmann, MD

D017 Effect Of Medialization Thyroplasty On Glottic Airway Anatomy: Cadaveric Model
Tulika Shinghal, MD

D018 Effect Of Vocal Fold Assymetries On Glottal Flow
Sid Khosla, MD

D019 Effects Of Alcohol In Spasmodic Dysphonia
Diana Kirke, BSc, MBBS

D020 Effects Of Anterior Visual Obstruction On Temporal Measures Of Vocal Fold Vibration, Measured Using High-Speed Videoendoscopy
Samantha Warhurst, PhD

D021 Efficacy Of Botulinum Toxin Type A In Chronic Cough: An Open-Label, Proof-Of-Concept Study
Humberto Sasieta-Tello, MD

D022 Efficacy Of High Flow Oxygen Technique In Endolaryngeal Airway Surgery Compared To Jet Ventilation
Idris Samad, MB, BCh

POSTERS GROUP A

Group A Combined Poster Reception, Thursday, April 23 | 5:30–7:00 pm

AAFPRS, ABEA, AHNS, and ALA

- D023** Endocrine Surgery - Who Should Be Doing It And Why?
David Terris, MD
- D024** Endoscopic Repair Of Posterior Glottic Stenosis With The Postcricoid Mucosal Advancement Flap
Edward Damrose, MD
- D025** Factors That Predict Patient Perceived Hoarseness In Spasmodic Dysphonia Patients
Amanda Hu, MD
- D026** False Vocal Fole Characteristics In Presbylarynges And Vocal Fold Palsy
Michael Persky, MD
- D027** Implementation Of A Novel Ipad Video For Patient Education Prior To Flexible Laryngoscopy
Sunil Verma, MD
- D028** Improving Access To Care For Veterans: An Evident-Based Clinical Practice Guideline For Dysphagia
Paul Kwak, MD
- D029** Injection Augmentation With Lidocaine-Containing Materials
Brianna W Crawley, MD
- D030** Long-Term Voice Outcomes Following Goretex Medialization Thyroplasty For Non-Paralytic Glottic Incompetence
Lewis Overton, MD
- D031** Morbidity And Functional Outcomes Of Different Transoral Supraglottic Resections As Defined By The European Laryngological Society Classification
Cesare Piazza, MD
- D032** Mysoline Therapy For Essential Vocal Tremor: A Retrospective Review
Andrew Nida, MD
- D033** Nebulized Isotonic Saline Improves Voice Production In Sjogren's Syndrome
Kristine Tanner, PhD
- D034** Objective Voice Outcomes Following Endoscopic Treatment Of Subglottic Stenosis
Anne Maxwell, MD
- D035** Outcomes After Treatment Of Functional Dysphonia
Claudio Milstein, MD
- D036** Ovine Model Of Glottic And Subglottic Injury And Wound Healing
Jacqui Allen, MD
- D037** Patient Pain And Tolerance Of Awake, In-Office Laryngeal Procedures
Chad Whited, MD
- D038** Permanent Transoral Surgery Of Bilateral Vocal Fold Paralysis (BVFP) In Adduction: Final Results Of A Prospective Multi-Center Trial
Christian Sittel, MD
- D039** Permanent Transoral Surgery Of Bilateral Vocal Fold Paralysis: Phoniatic And Respiratory Aspects From A Prospective Multi-Centre Trial
Markus Gugatschka, MD
- D040** Phonomicrosurgery Stimulation - A Low-Cost Training Model Using Easily Accessible Materials
Elizabeth Zambricki, MD, MBA
- D041** Practice Variations In Initial Voice Treatment Selection Following Vocal Fold Mucosal Resection
Jaime Moore, MD
- D042** Preliminary Testing Of A Wireless Electromyographically Controlled Electrolarynx Voice Prosthesis
James Heaton, PhD
- D043** Pre-Phonatory Posture Dynamics And Phonation Onset In Humans
Travis Shiba, MD
- D044** Prevalence Of Laryngopharyngeal Reflux Disease In Lumbar Kyphosis Patients
Hiroumi Matsuzaki, MD, PhD
- D045** Prevalence Of Sulcus Vocalis In Patients Visiting Outpatient Voice Clinics At King Saud University
Khalid Almalki, MD
- D046** Pure Vocal Cord Dysfunction: Does It Exist?
Amanda Heller, MS, CCC-SLP
- D047** Quantitative LEMG Assessment Of Cricothyroid Function In Patients With Unilateral Vocal Fold Paralysis
Tuan-Jeng Fang, MD
- D048** Refining Quality Of Life Instruments In Vocal Fold Motion Impairment: The Communicative Participation Item Bank (CPIB)
Sapna Patel, MD
- D049** Respiratory Laryngeal Dystonia: A Rare Neurogenic Disorder
Seth Kaplan, MD
- D050** Response Of Ovine Laryngeal Injury Model To A Selective Collagen Type 1A Inhibitor
Jacqui Allen, MD
- D051** Risk Of Hemorrhage In Patients With Vocal Fold Varices
Christopher Tang, MD
- D052** Selection Criteria For Laryngology Fellows And Fellowships
Katherine Yung, MD
- D053** Singing Voice Therapy: What, Who And Does It Work?
Christina Dastolfo, MS, CCC-SLP
- D054** Steroid Injection For Treatment Of Vocal Fold Scar
William G Young Jr, MD
- D055** Surface Capillaroscopy: Initial Experience With Using Laser Doppler Technology To Evaluate Tongue Perfusion During Suspension Microlaryngoscopy
Paul Bryson, MD
- D056** The Association Of Reflux Disease In The Development Of Laryngeal Cancer
Mursalin Anis, MD, PhD
- D057** The Fibroblast-Myofibroblast Response In Normal Vocal Fibroblasts: An In Vitro Model
Anete Branco, PhD, CCC-SLP
- D058** The Natural History Of Adult Recurrent Respiratory Papilloma
James Daniero, MD
- D059** The Observation Intracordal Injection Using BfGF By High-Speed Video
Hirota Suzuki, MD

POSTERS GROUP A

Group A Combined Poster Reception, Thursday, April 23 | 5:30–7:00 pm

AAFP, ABEA, AHNS, and ALA

D060 The Post-Operative Course In Suspension Laryngoscopy
Sal Taliercio, MD

D061 The Role Of Fiberoptic Laryngoscopy In The Management Of Angioedema Involving The Head And Neck: A Prospective Observational Study
Gary Linkov, MD

D062 Timing Of Hemodynamic Changes During Transnasal Endoscopic Surgery
Molly Naunheim, MD

D063 Tracheotomy-Related Complications Presenting To Hospital Emergency Departments: A National Perspective
Rosh K. V. Sethi, MD, PhD

D064 Uncommon Complications Of Botulinum Toxin A For Spasmodic Dysphonia And Their Successful Management
Richard Cannon, MD

D065 Video-Endoscopic Real-Time Documentation Of The Upper Airway During The Action Of Smoking
Hagit Havakuk, MD

D066 Vocal Fold Paralysis: Prevalence, Evaluations, And Treatments
Michael Benninger, MD

D067 Voice Tuning With New Instruments For Type II Thyroplasty In The Treatment Of Adductor Spasmodic Dysphonia
Tetsuji Sanuki, MD, PhD

WE THANK YOU

COSM WISHES TO GIVE SPECIAL THANKS AND RECOGNITION TO THE EXHIBITORS THAT HAVE PROVIDED ADDITIONAL CORPORATE SUPPORT

Alcon Laboratories, Inc.

Bien-Air Surgery

Cook Medical

Fiagon

InHealth Technologies

LUMENIS

MED-EL Corporation

Medtronic Surgical Technologies

**Memorial Healthcare Systems/
Joe DiMaggio Children's Hospital**

Modernizing Medicine

Olympus America, Inc.

Optim, LLC

**Richard Wolf Medical
Instruments Corporation**

Sinusys Corp.

Sophono, Inc.

Stryker

Summit Medical, Inc.

Xoran Technologies, LLC

POSTERS GROUP B

Group B Combined Poster Reception, Friday, April 24 | 5:30–7:00 pm

ANS, AOS, ARS, ASPO, and TRIO

ANS

- E001** Postoperative Rehabilitation Strategies Used By Adults With Cochlear Implants
Aaron C. Moberly, MD
- E002** Preoperative Lumbar Drain Use During Acoustic Neuroma Surgery And Effect On CSF Leak Incidence
Matthew G. Crowson, MD
- E003** Electrophysiologic Detection Of Scalar Changing Perimodiolar Cochlea Electrode Arrays – A Six Month Follow Up Study
Philipp Mittmann, MD
- E004** Magnetic Resonance Imaging Findings In Ménière's Disease
Vijay A. Patel, BS
- E005** Association Between Vestibulo-Ocular Reflex And Cognitive Function In Older Community-Dwelling Adults
Robin T. Bigelow, BS
- E006** Radiation Induced Necrosis Of The Temporal Bone: Diagnosis And Management
David J. Phillips, MD
- E007** Prognostic Predictors Of Sudden Sensorineural Hearing Loss In Defibrinogenation Therapy
Ryohei Oya, MD
- E008** Is MRI Equal To CT In The Evaluation Of Thin And Dehiscent Superior Semicircular Canals?
Samuel A. Spear, MD
- E009** Surgical Treatment Of Sensorineural Hearing Loss: A Semi-Implantable Active Magnetic Middle Ear Implant
Ian S. Storper, MD
- E010** A Novel Temporal Bone Simulation Model Using 3D Printing Techniques
Sarah Mowry, MD
- E011** Changes In Cochlear Lateral Wall And Bony Layer Of Vestibular Aqueduct In Meniere's Disease And Endolymphatic Hydrops Without Vestibular Symptoms: A Temporal Bone Study
Pelin Kocdor, MD

- E012** Intraoperative Electrocochleographic Characteristics Of Children With Auditory Neuropathy Spectrum Disorder
Joseph P. Roche, MD
- E013** Prevention Of Cerebrospinal Fluid Leak With Mesh Cranioplasty Following Translabyrinthine Tumor Resection
Jacob B. Hunter, MD
- E014** Variability In Intraoperative Electrocochleography In Cochlear Implant Subjects
Zachary J. Bastian, MB, BCH
- E015** Cochlear Irradiation As Determined By Percentage Dose Depth In Adult Rats
Si Chen, MD
- E016** Incidence Of Retrocochlear Pathology Found On MRI In Patients With Non-Pulsatile Tinnitus
Kevin J. Choi, MD, MS
- E017** The Prevalence Of Pulsatile Tinnitus Among Patients With Migraine
Heather M. Weinreich, MD, MPH
- E018** Inflammatory Pseudotumor Of The Skull Base
Jennifer Alyono, MD
- E019** Cochlear Implantation In An Open Mastoid Cavity
Carrie L. Nieman, MD, MPH
- E020** Unexpected Improvement In Word Recognition Following Treatment Failure For Sudden Sensorineural Hearing Loss
Taha A. Jan, MD
- E021** The Effect Of N-Acetylcystein On Facial Nerve Function After Crush Injury
Andrew M. Rivera, MD
- E022** Hearing Preservation Outcomes With Advanced Bionics Hifocus Mid-Scala Electrode In Cochlear Implantation
Jacob B. Hunter, MD
- E023** The Use Of Simulation In Teaching Emergency Medicine Residents The Diagnosis Of BPPV
Kyle D. Johnson, MD

- E024** Intracochlear Pressure Behavior Of Different Cochlear Implantat Electrode Insertion Techniques
Ingo Todt, MD
- E025** Retrospective Review Of Treatment For Severe Cases Of Bell's Palsy And Ramsay Hunt Syndrome
Takatoshi Furukawa, MD
- E026** Clearing Of The Mouse Temporal Bone Using A Modified SeeDB Protocol
Tomoko Makishima, MD, PhD
- E027** The Role Of Mastoid Obliteration For The Management Of The Chronically Draining Mastoid Bowl
Aisha Harun, MD
- E028** Facial Nerve Stimulation From Cochlear Implantation Following Temporal Bone Fracture: A Case Study And Review Of The Literature
Mana Espahbodi, BS
- E029** Modified Lateral Temporal Bone Resection With Sparing Of Tympanic Membrane And Ossicles
Rijul S. Kshirsagar, BS

AOS

- F001** Cochlear Implant Binding In Patients Undergoing 1.5T Magnetic Resonance Imaging
Jeffrey D. Sharon, MD
- F002** Cochlear Implantation In Patients With Superficial Siderosis: A Review Of 7 Cases
Mara C. Modest, MD
- F003** Gastroesophageal Reflux Symptoms, Regular Use Of Proton Pump Inhibitors And H2-Receptor Blockers, And Risk Of Hearing Loss
Brian M. Lin, MD
- F004** Transcanal Round Window Occlusion For Superior Semicircular Canal Dehiscence
Colleen F. Perez, MD

POSTERS GROUP B

Group B Combined Poster Reception, Friday, April 24 | 5:30–7:00 pm

ANS, AOS, ARS, ASPO, and TRIO

POSTERS: GROUP A

POSTERS: GROUP B | AOS

- F005** Utility Of Vertebrobasilar Insufficiency Testing (VBIT) As A Component Of Videonystagmography
Norman J. Chan, MD
- F006** High Resolution MRI Shows Presence Of Endolymphatic Hydrops In Patients Still Symptomatic After Endolymphatic Shunt Surgery
Isabelle Y. Liu, MD
- F007** Long-Term Surgical And Audiometric Outcomes For Repair Of Congenital Aural Atresia And Hypoplasia
Harrison W. Lin, MD
- F008** A Comparison Of Outcomes Between Functional Canal Wall Up Vs Conventional Canal Wall Down Mastoidectomy For Cholesteatoma
Wei-Chieh Chao, MD
- F009** A Modified Eustachian Tube Reconstruction With Transnasal Approach To Treat Patulous Eustachian Tube
Yong Cui, PhD
- F010** Surgical Anatomy Of The Human Round Window Region: Implication For Cochlear Endoscopy Through The External Auditory Canal
Jung Eun Shin, MD, PhD
- F011** Consistency And Modality In The Radiologic Diagnosis Of Thin And Dehiscent Superior Semicircular Canals
Samuel A. Spear, MD
- F012** Ex Vivo MR Histology Of Nerve Fibers In A Human Temporal Bone By High-Resolution Diffusion Tensor Imaging Using 9.4 T MRI
Masato Fujjoka, MD, PhD
- F013** Review Of A Single Surgeon's Stapes Cases Performed With A Nickel Titanium Prosthesis (2002-2014)
Natalie Justicz, BA
- F014** Early Blind Sac Closure For The Treatment Of Chronic Otitis Media
Joseph P. Roche, MD
- F015** Feasibility Of Transcanal Endoscopic Ear Surgery To Access Cholesteatoma In The Tympanic Sinus By Depth Classification
Seiji Kakehata, MD, PhD
- F016** Is There A Right Ear Advantage In Congenital Aural Atresia?
Matthew A. Hubbard, MD
- F017** Connecting The Heart And Ear: A Novel LVAD Powered Through A Post-Auricular Pedestal
Richard K. Gurgel, MD
- F018** Transcanal Endoscopic Ear Surgery For Pediatric Population With Narrow External Auditory Canal
Tsukasa Ito, MD, PhD
- F019** The Presentation And Management Of Tympanic Membrane Perforation With Versus Without Secondary Acquired Cholesteatoma
James H. Clark, MB, BCh
- F020** Development Of A Temporal Bone Simulator For Transcanal Endoscopic Ear Surgery
Matthew M. Dedmon, MD, PhD
- F021** Skin Necrosis In A Magnet-Based Bone Anchored Hearing Implant
Daniel Jethanamest, MD
- F022** The Onset And Treatment Of Otitis Media Associated With Eosinophilic Granulomatous Polyangiitis (EGPA)
Naohiro Yoshida, MD, PhD
- F023** Clinical Impact Of Ultra-High Resolution Inner Ear Magnetic Resonance Imaging
Kevin A. Peng, MD
- F024** Radiologic Variation Of Round Window Anatomy: Implications For Cochlear Implantation And Inner Ear Drug Delivery
Peter L. Nguy, BS
- F025** Comparison Of Postoperative Pain Between Transcanal Endoscopic Ear Surgery And Microscopic Ear Surgery
Takatoshi Furukawa, MD
- F026** Benign Temporomandibular Joint Lesions Presenting As Masses In The External Auditory Canal
Ryan A. Williams, MD
- F027** Efficacy And Safety Of Nanoparticle-Mediated Steroid Delivery To The Inner Ear Following Acoustic Trauma
Didier A. Depireux, PhD
- F028** Development Of Objective Measurement Method For The External Auditory Canal For Use In Transcanal Endoscopic Ear Surgery
Toshinori Kubota, MD, PhD
- F029** Unilateral Sudden Sensorineural Hearing Loss In The Setting Of West Nile Viral Meningitis: A Case Report And Literature Review
Andrew M. Vahabzadeh-Hagh, MD
- F030** Spontaneous Cerebral Spinal Fluid Leak During Tympanostomy Tube Placement: Intraoperative Findings Of A Hyrtl's Fissure Repair
Del R. Sloneker, MD
-
- ARS**
- G001** A Case Report Of A Rare Intrasellar Epidermoid Tumor
Enrique R. Perez, MD
- G002** A Comparison Of Silastic And Gloved Meroceal Middle Meatal Spacers In Prevention Of Postoperative Sequelae Following Fess: A Randomized Controlled Trial
Jamil Manji, MSc
- G003** A Systematic Review Of The Sinonasal Microbiome
Janalee Stokken, MD
- G004** Adequacy Of The Nasoseptal Flap For Reconstruction Of Pediatric Skull Base Defects
Reza Ehsanian, MD, DPhil
- G005** Allergic Sensitization And Chronic Sinusitis Do Not Predict Chronic Otitis Media
Christopher D. Brook, MD

POSTERS GROUP B

Group B Combined Poster Reception, Friday, April 24 | 5:30–7:00 pm

ANS, AOS, ARS, ASPO, and TRIO

- G006** An Unusual Cause Of Nasal Obstruction
Karuna Dewan, MD
- G007** Analysis Of Viral Etiologies In Adults With Symptomatic Upper Respiratory Infections In An Outpatient Setting
Valeria Silva Merea, MD
- G008** Antibiotics, Steroids, And Combination Therapy In The Treatment Of Chronic Rhinosinusitis Without Nasal Polyps In Adults
Yuan F. Liu, MD
- G009** Anti-Pseudomonal Activity Of Taste Receptor Agonists And Antagonists.
Sakeena J. Payne, MD
- G010** Augmented Reality In Endoscopic Sinus Surgery In A Cadaveric Model
Martin J. Citardi, MD
- G011** Bacterial Communities Vary Between Sinuses In Chronic Rhinosinusitis And Nasal Polyposis.
Nicholas W. Stow, MD
- G012** Bleeding Risk Associated With Resection Of The Middle Turbinate During Functional Endoscopic Sinus Surgery
Anya J. Miller, MD
- G013** Calcified Chewing Gum As Rhinolith
Onuralp Kurt, MD
- G014** Changes In Nasal Obstruction With Nasal Surgery In Patients With Obstructive Sleep Apnea
Ewa Olszewska, Professor, MD, PhD
- G015** Characterization Of Facial Pain Associated With Chronic Rhinosinusitis Using Validated Pain Evaluation Instruments
Adam S. Deconde, MD
- G016** Characterization Of Transsphenoidal Complications In Patients With Acromegaly: An Analysis Of Inpatient Data In The United States From 2002 To 2010
Milap D. Raikundalia, BS
- G017** Chronic Invasive Fungal Sinusitis Associated With Intranasal Drug Use
Kelly R. Pekala, MS
- G018** Chronic Lymphocytic Leukemia Of The Oropharyngeal Cavity And Paranasal Sinuses: A Case Series And Literature Review
Wesley L. Davison, BA
- G019** Clinical Features Of Chronic Rhinosinusitis In Igg4-Related Disease
Dai Takagi, PhD
- G020** Comparison Of Airflow And Rhinitis Outcomes Between Allergic And Non-Allergic Rhinitis Patients From Septal And Turbinate Surgery
Krishnan Parthasarathi, BMed, BDS
- G021** Comparison Of Allergic Asthmatics With And Without Chronic Rhinosinusitis Treated By Omalizumab
Matthew Clavenna, MD
- G022** Comparison Of The Paranasal Sinus Microbiome Of Cystic Fibrosis Patients With And Without Double-Lung Transplantation
Jose L. Mattos, MD, MPH
- G023** Computational Fluid Dynamics Modeling Of Sinus Irrigations Before And After Surgery
Kai Zhao, PhD
- G024** Contralateral Transmaxillary Corridor As An Extension To The Endoscopic Endonasal Approach To The Petrous Apex
Chirag R. Patel, MD
- G025** Deafness And The Sense Of Smell
Engin Dursun, MD
- G026** Delayed Wound Healing In Primary Undifferentiated Epithelial CRS Cell Cultures
Badr Ibrahim, MD
- G027** Development Of A Potential Platform For Isolation Of Circulating Tumor Cells Of Nasopharyngeal Carcinoma
Ming-Ying Lan, MD, PhD
- G028** Diagnosis And Management Of Cerebrospinal Fluid Rhinorrhea: An Evidence-Based Review With Recommendations
Gretchen M. Oakley, MD
- G029** Diagnosis And Treatment Of Sinonasal Mucous Membrane Pemphigoid
Paul D. Neubauer, MD
- G030** Ectopic Pituitary Adenomas Presenting As Isolated Parasellar Or Clival Lesions: Case Series And Management Recommendations
Bobby A. Tajudeen, MD
- G031** Educational Utility Of Advanced 3-Dimensional Virtual Imaging In Evaluating The Anatomical Configuration Of The Frontal Recess
Abib Agbetoba, MD
- G032** Effects Of Nasal Vestibule Morphology On Airway Resistance
Vaibhav H. Ramprasad, BA
- G033** Efficacy Of Laser Photocoagulation And Cautery As Temporizing Interventions In HHT
Benjamin N. Hunter, MS3
- G034** Electronic Medical Record As Chronic Rhinosinusitis Patient Database
Matthew Leach, MD
- G035** Endoscopic Modified Subtotal Lothrop Procedure For The Management Of Frontal Sinus Cholesterol Granuloma
Oliver Chin, BS
- G036** Endoscopic Repair Of Meningoencephalocele With Nasoseptal Flap In A Patient With Crouzon Syndrome After Frontofacial Advancement
Kimberly J. Atiyeh, MD
- G037** Endoscopic Sinus Surgery In A Low-Resource Setting
Leigh J. Sowerby, MD
- G039** Epidemiological Survey Of Non-Emergent Sinus And Rhinologic Complaints In United States Emergency Rooms
Rosh K.V. Sethi, MD, MPH
- G040** Exploring Knowledge And Expectations Regarding Sinusitis And Surgery In Patients Presenting To Otolaryngology Clinic
Lauren T. Roland, MD

POSTERS GROUP B

Group B Combined Poster Reception, Friday, April 24 | 5:30–7:00 pm

ANS, AOS, **ARS**, ASPO, and TRIO

POSTERS: GROUP A

POSTERS: GROUP B | **ARS**

- G041** Factors Predicting The Need For Endoscopic Sinus Surgery In Patients With Odontogenic Sinusitis
Jose L. Mattos, MD, MPH
- G042** Frontal Lobe Epidural Abscess And Cerebritis: A Case Report And Literature Review Of Intracranial Complications Of Pediatric Sinusitis
Saurin Sanghvi, MD
- G043** Fronto-Orbital Mucocele Management With Steroid Eluting Stent
Jamie L. Funamura, MD
- G044** Genealogical Databases As A Tool For Extending Follow-Up In Clinical Reviews
Thuy-Van T. Ho, MD
- G045** Glubran-2: A New Alternative For Nasal Packing
Enver Çesmecci, MD
- G046** Identification Of Potential Risk Factors Associated With Development Of Synechia Following Functional Endoscopic Sinus Surgery: A Retrospective Review.
Jamil Manji, MSc
- G047** Image-Guided Balloon Dilatation Of Sinus Ostia In The Office Setting
Abib Agbetoba, MD
- G048** Improving Reliability In Stereotactic Imaging For Endonasal Surgery With Use Granular Jamming
Raul Wirz, PhD
- G049** Incidental Finding Of Lymphoma Following Septoplasty
Edward C. Kuan, MD, MBA
- G050** In-Office Balloon Sinus Dilation Vs Medical Therapy For Recurrent Acute Rhinosinusitis: Interim Results From A Randomized, Placebo-Controlled Multi-Institutional Study
Ashley Sikand, MD
- G051** Intracranial Complications Of Sinusitis: A 17-Year Review Of 48 Cases
Ming-Ying Lan, MD, PhD
- G052** Intranasal Cross-Sectional Area And Quality-Of-Life Changes Following Endoscopic Transsphenoidal Skull Base Surgery
Edward E. McCoul, MD, MPH
- G053** Iphone-Adapted Endoscopy Technology Provides Adequate Image Quality For Diagnostic Nasal Endoscopy
Keely Chevallier, MD
- G054** Isolated Chronic Nasopharyngitis: Clinical Presentation, Treatment, And Outcomes
Alla Y. Solyar, MD
- G055** Isolated Orbital Wall Fractures - Distribution, Mechanism, And Clinical Significance
Ruchir Chaudhari, MD
- G056** Lateral Recess Sphenoid Sinus Inverted Papilloma With Dehiscent Carotid Artery
Stephanie Austin, MD
- G057** Lobular Capillary Hemangioma Formation: An Unusual Late Complication Of Submucous Resection With Power Instrumentation Of The Inferior Turbinate
Luciano L. Gregorio, MD
- G058** Management Of Rhinosinusitis During Pregnancy: Systematic Review And Expert Panel Recommendations
Devyani Lal, MD
- G059** Metastatic Squamous Cell Carcinoma Of The Maxillary Sinus: A Population-Based Analysis
Pariket M. Dubal, B.A.
- G061** Midline Nasal Destructive Lesion And Skin Lesion Induced By Nasal Cocaine
David W. Timme, MD
- G062** Nasal Epithelial Myoepithelial Carcinoma: An Unusual Cause Of Epiphora, A Case Report And Review Of The Literature
Juliette Flam, BS
- G063** Nasal Septal Abscess In Association With Pediatric Acute Rhinosinusitis
Duc A. Tien, MD
- G064** Nasal Septal Perforations: Physiologic Modeling With Computational Fluid Dynamics
Zainab Farzal, BS
- G065** Nasolabial Cyst: A Case Report
Adem Cakmak, MD
- G066** Not Your Typical Lymphoma- A Rare Presentation Of Primary Extranodal Hodgkin Disease Of The Maxillary Sinus
Joshua P. Weiss, MD
- G067** Novel Approach To Choanal Atresia With Steroid Drug Alluding Stents
Scott M. Rickert, MD
- G068** Novel Surgical Approach For Cavernous Hemangioma In Nasal Bone And Systematic Review Of Literature
Daniel C. O'Brien, MD
- G069** Objective Sinonasal Functional Outcomes In Endoscopic Anterior Skull Base Surgery: An Evidence Based Review With Recommendations.
Greig R. Samuel, MBChB, FRACS
- G070** Obstructing Pediatric Nasopharyngeal Lobular Capillary Hemangioma After Adenoidectomy
John R. Sims, MD
- G071** Ossifying Fibroma Of The Maxilla And Sinonasal Tract: Case Series
Jack J. Liu, MD
- G072** Otorhinolaryngology Residency Applicant Self-Assessment Of Workload And Performance During Simulation Tasks
Ernest D. Gomez, MD, MTR
- G073** Outcomes Analysis Of The Surgical Management Of Frontal Sinusitis In Cystic Fibrosis Patients
Smriti Nayan, MD, FRCSC
- G074** Outcomes And Technical Nuances Of Nasoseptal Flap Skull Base Reconstruction In Patients With Prior Septal Surgery
Anthony G. Del Signore, MD

POSTERS GROUP B

Group B Combined Poster Reception, Friday, April 24 | 5:30–7:00 pm

ANS, AOS, ARS, ASPO, and TRIO

- G075** Outcomes Of Chronic Frontal Sinusitis Treated With Ethmoidectomy Alone: A Prospective Study
Waleed M. Abuzeid, MD
- G076** Outcomes Of Endoscopic Repair Of Cerebrospinal Fluid Rhinorrhea Without Lumbar Drains
Austin Adams, MD
- G077** Pediatric FESS & Endoscopic Skull Base Surgery
Ali Almomen, MD
- G078** Pediatric Orbito-Ethmoidal Osteoid Osteoma
Jamie L. Funamura, MD
- G079** Pendant Drop Tensiometry For Measuring Surface Tension Effects Of Sinus Rinses On Rhinosinusitis Mucus: A Pilot Study
Jo-Lawrence M. Bigcas, MD
- G080** Pepsin Induces Mitochondrial Damage And Cytokine Expression In Human Nasal Epithelial Cells In Vitro.
Craig R. Hoekzema, MD
- G081** Podoplanin, A Novel Cell Surface Marker For Human Nasal Basal Cells
Ming-Ying Lan, MD, PhD
- G083** Prognosis Of Upper Airway Remodelling In Chronic Rhinosinusitis
Henry P. Barham, MD
- G084** Purely Endoscopic Endonasal Surgery Of The Craniovertebral Junction: A Systematic Review
Christina H. Fang, BS
- G085** Quantification Of Maxillary Sinus Accessibility Via A Middle Meatal Antrostomy
Daniel M. Beswick, MD
- G086** Rare Spindle Cell Carcinoma Of The Nasal Cavity Initially Presenting As Leiomyosarcoma
Terrell S. Bibb, MS
- G087** Results Of Primary Septorhinoplasty From Beginners
Onuralp Kurt, MD
- G088** Retrospective Review Of Nasolacrimal Fossa Anatomical Relationships In Dacryocystorhinostomy
Wonsuk Kim, MD
- G089** Rhinolithiasis: An Unusual Mass In Nasal Cavity – A Case Report
Salim Dogru, MD
- G090** Secondary Rhinoplasty Of Unilateral Cleft Lip Patient: Case Report
Onuralp Kurt, MD
- G091** Significance Of Residual Retromaxillary Air Cells As A Risk Factor For Revision Endoscopic Sinus Surgery
Jon Mallen-St. Clair, MD, PhD
- G092** Single Stage Surgery For Silent Sinus Syndrome: A Case Series
Alan D. Tate, MD
- G093** Sinonasal Extramedullary Plasmacytoma: A Population-Based Incidence And Survival Analysis
Alejandro Vazquez, MD
- G094** Sinonasal Neuroendocrine Carcinoma: A Population-Based Analysis Of Incidence And Survival
Pariket M. Dubal, BA
- G095** Sinusitis In Patients Concurrently On Tumor Necrosis Factor Alpha Inhibitors: A Case Series
Cynthia Wang, BS
- G096** Solitary Fibrous Tumor Of The Sinonasal Cavity
Ross L. Shockley, MD
- G097** Spontaneous Ventilation Of The Frontal Sinus After Fractures Involving The Frontal Recess.
Aria Jafari, MD
- G098** Steroid Eluting Stents Effective For Complex Frontal Sinus Disease
Maheep Sohal, MD
- G099** Symptomatic Nasal Obstruction, Sleep, And Quality Of Life In Patients With Chronic Rhinosinusitis
Andrew Thomas, MD
- G100** Systematic Review Of Risk Factors For Revision Sinus Surgery
Fatemeh Mohammadi, MD
- G101** The Clinical Relevance Of Isolated Sphenoid Sinus Opacification
Anna J. Knisely, MD
- G102** The Effect Of Mygind's Position On Endoscopy And Snot-22 Scores In Patients With Chronic Rhinosinusitis
Paul D. Koors, MD
- G103** The Effect Of Nsaid-Based Post-Tonsillectomy Pain Management On Post-Tonsillectomy Hemorrhage Rate: A Retrospective Institutional Review
Julia Pfaff, DO, MPH
- G104** The Mixed Fungal Sinusitis
Ali Almomen, MD
- G105** The Presentation And Palliative Management Of Metastatic Hepatocellular Carcinoma To The Nasal Cavity: A Case Report
Stephanie E. Teng, MD
- G106** The Prognosis For Idiopathic Olfactory Loss And Its Possible Relationship To Cognitive Dysfunction
Erica J. Ross, BA, BM
- G107** The Relationship Between Allergic Sensitization And Sinonasal Inflammation In Patients With Nasal Polyposis
Christopher D. Brook, MD
- G108** Theoretical Thermal Energy Transfer From Nasal Endoscopes And Its Potential
Scott J. Schwartz, BS
- G109** Transorbital Endoscopic Identification Of Supernumerary Ethmoid Arteries
Angelique M. Berens, MD
- G110** Transsphenoidal Surgery For Malignant Pituitary Lesions: An Analysis Of Inpatient Complications
Peter F. Svider, MD
- G111** Two Cases Of Nasal Amyloidosis Secondary To Lymphoma
Ian M. Humphreys, DO
- G112** Vd3 Does Not Correlate With Th-2 Interleukins In Chronic Rhinosinusitis With Nasal Polyposis
E. Ritter Sansoni, MD

POSTERS GROUP B

Group B Combined Poster Reception, Friday, April 24 | 5:30–7:00 pm

ANS, AOS, **ARS, ASPO**, and TRIO

POSTERS: GROUP A

G113 Viral Infection And Biofilm Induction In Patients With Cystic Fibrosis
Nicholas R. Rowan, MD

G114 When Do We Operate For Chronic Rhinosinusitis?: A Systematic Review Of Maximal Medical Therapy Prior To Endoscopic Sinus Surgery
Jonathan F. Dautremont, MD

POSTERS: GROUP B | **ARS**

ASPO

H001 The Epidemiology Of Laryngeal Stenosis In Infants: A Population Based Approach
Matthew Brigger, MD, MPH

H002 Changes In The Neonatal Airway Associated With Fetal Endoscopic Tracheal Occlusion
Karina Canadas, MD

H003 The Use Of In-Line Speaking Valves In Ventilator-Dependent NICU Patients
Phillip Chaffin, MD

H004 Dexmedetomidine Plays An Important Role In Decreasing Iatrogenic Withdrawl After Single-Stage Airway Reconstruction
Maricel Cubangbang, MD

H005 Endoscopic Cricoid Split With Autologous Costal Cartilage Augmentation: A Single-Institutional Fifteen-Year Experience
John Dahl, MD Ph.D., MBA

H006 Novel Technique That Improves The Success Of Endoscopic Repair In Difficult Recurrent Tracheo-Esophageal Fistulas
Sam Daniel, MD

H007 Association Between Follicular Tracheitis And Gastroesophageal Reflux In Children With Recurrent Croup
Melanie Duval, MD, MSc, FRCSC

H008 Three-Dimensional Supraglottoplasty: Improved Visualization Of The Supraglottis In Laryngomalacia
Philip Gaudreau, MD

H009 Pediatric Tracheostomy: Preventing Complications Through Standardized Wound Care And Parent Education
Phillip Gaudreau, MD

H010 The Diagnostic Utility Of Rigid Bronchoscopy In Children With Recurrent Croup
Nancy Grover, MD, MS, MRCS, DOHNS

H011 The Drug Cidofovir Causes A Reduction In Proliferation Of HPV-Positive Epithelial Cell Lines
Matthew Holmes, MSci.

H012 Achondroplasia And Obstructive Sleep Apnea During Childhood: Surgical Management Of Nasal Obstruction
Nicolas LEBOULANGER, MD, Ph.D.

H013 Aspirated Sharps In The Pediatric Airway - Demographics And Complications
Trevor Lewis, MD

H014 Recurrent Croup And Persistent Laryngomalacia: Clinical Resolution After Supraglottoplasty
Patrick Munson, MD

H015 Surgical Intervention In Patients With Secondary Airway Lesions
Sweeti Patel, DO

H016 Endoscopic Tracheoplasty For Short-Segment Complete Tracheal Rings In The Newborn: A Case Series
Matthew Smith, MD

H017 Oxygenation Levels Before And After Tracheostomy Decannulation In Children
Emily White, BA

H018 Nocturnal Home Pulse Oximetry In The Evaluation Of Laryngomalacia In Infants
Christina Yang, MD

H019 Innovation In Abutement-Free Bone-Anchored Hearing Devices In Children: Updated Results And Experience
Shaun Baker, DO

H020 Prediction Of Hearing Loss Using Wideband Acoustic Immittance In Children With Down Syndrome Compared To Typically Developed Children
Vairavan Manickam, MD

H021 Speech Outcomes In Children With Digeorge Syndrome Following Surgery For Velopharyngeal Insufficiency
Pawina Jiramongkolchai, BA

H022 Otolaryngologic Surgery In Children With Trisomy 18 And 13
Kaveh Karimnejad, MD

H023 Utilizing Nasal Acceleration For The Assessment Of Audible Nasal Emissions
Yu-An Lien, MS

H024 Surgical Management Of Temporal Bone Dermoid Cysts
Gary Linkov, MD

H025 The Association Of Craniofacial Microsomia With Hearing Status
Ryan Mitchell, MD, Ph.D.

H026 The Surgical Management Of Pain Associated With Hashimoto's Thyroiditis In The Pediatric Patient
Christine Cairns, MD

H027 Effect Of Repetitive Usage Of Onabotulinum Toxin Type A Into The Salivary Glands For The Management Of Sialorrhea: An Ultrasound Measurement
Isabel Cardona, MD

H028 Salivary Glands Of Healthy Children Versus Sialorrhea Children, Is There An Anatomical Difference? An Ultrasonographic Biometry
Isabel Cardona, MD

H029 Minimally Invasive - Video Assisted Thyroidectomy In Children
Stephanie Cipta, MD

H030 Pediatric Malignant Salivary Gland Tumors: 60 Year Follow Up
Cara Cockerill, MD

POSTERS GROUP B

Group B Combined Poster Reception, Friday, April 24 | 5:30–7:00 pm

ANS, AOS, ARS, **ASPO**, and TRIO

- H031** An Updated Review Of The Presentation And Management Of Nasal Dermoid: A 45 Year Experience
Heather Herrington, MD
- H032** Minimally Invasive Diagnosis Of Langerhans' Cell Histiocytosis: A Retrospective Review Of The Use Of Fine Needle Aspiration
Jessica Hootnick, MD
- H033** C-Reactive Protein Trends In Pediatric Cervical Neck Infections
Luke Jakubowski, MD
- H034** Endoscopic Management Of Piriform Fossa Sinus Tracts In The Pediatric Population: A Systematic Review Of Literature
Sophie Lachance, MD
- H035** Surgery Versus Endoscopic Cauterization In Patients With Third Or Fourth Branchial Pouch Sinuses: A Systematic Review
Karin Oomen, MD, Ph.D.
- H036** Is Radiation Exposure And A Thyroid Mass In The Pediatric Population An Indication For Surgery?
Kyra Osborne, MD
- H037** Subjective Experience Of Parents And Children In Congenital Neck Cysts And Fistulas Surgery
Julie Passebeq, MD
- H038** Impact Of Incision And Drainage Of Infected Congenital Preauricular Cysts/ Sinuses On Recurrence
Holly Rataiczak, MD
- H039** Incidental Radiographic Findings Of Thyroglossal Duct Cysts: Prevalence And Management
Michael Yim, MD
- H040** A Systematic Review Of Surgical Interventions For Pediatric Unilateral Vocal Cord Paralysis
Oleksandr Butskiy, MD, B.Sc.(Hons)
- H041** Vocal Fold Immobility Prevalence And Management Patterns
Gillian Diercks, MD
- H042** Infant Vocal Cord Paralysis
Anthony Sheyn, MD
- H043** Etiology And Long-Term Outcomes In Pediatric Unilateral Vocal Fold Immobility
Kathleen Tibbetts, MD,BS
- H044** The Utility Of Bronchoalveolar Lavage Nucleated Cell Counts And The Lipid-Laden Macrophage Index In The Diagnosis Of Pediatric Patients With Eosinophilic Esophagitis
Robert Yawn, MD
- H045** Airway Response To Sirolimus Therapy For The Treatment Of Complex Pediatric Lymphatic Malformations
Aurash Alemi, MD
- H046** Social Impact Of Involuting Facial Infantile Hemangiomas On Preteen Children
Nancy Bauman, MD
- H047** Education, Exposure, And Management In Vascular Anomalies During Otolaryngology Residency And Pediatric Otolaryngology Fellowship
Robert Chun, MD
- H048** Propranolol-Responsive Cranial Neuropathies In Patient With PHACES Syndrome
Edward El Rassi, MD
- H049** Transforming Growth Factor α -1 And Related Receptors Expression In Arteriovenous Malformations
Tara Rosenberg, MD
- H050** Multimodality Treatment Of Pediatric Head And Neck Arteriovenous Malformations: Role Of Percutaneous Direct Puncture Sclerotherapy With Bleomycin
Tara Rosenberg, MD
- H051** Single Modality Laser Therapy For Pediatric Head And Neck Venous Malformations: Gentleag® Laser Use For Cutaneous Disease
Tara Rosenberg, MD
- H052** Sirolimus For The Treatment Of Cervicofacial Lymphatic Malformations
Julie Strychowsky, MD
- H053** Glue Embolization And Surgical Excision Of Localized Head And Neck Venous Malformations
David Zopf, MD, MS
- H054** Identification Of Rare Variants In Candidate Gene For Nonsyndromic Cleft Lip And Palate (NSCLP) In A Honduran Population
Alana Aylward, BA
- H055** Using Whole Exome Sequencing (WES) To Identify Rare Genetic Variants In Non-Syndromic Cleft Lip And Palate (NSCLP)
Alana Aylward, BA
- H056** Comparison Of Treatment Outcomes Between Intracapsular Tonsillectomy And Total Tonsillectomy For Pediatric Obstructive Sleep Apnea
David Chang, MD, Ph.D.
- H057** Is Infantile Laryngomalacia Associated With Early Onset Adenotonsillar Hypertrophy: A Retrospective Study
Lisa Murphy, BSc
- H058** Survey Of Pediatric Otolaryngology Fellowship Program Directors
Santino Cervantes, MD
- H059** Parental Decisional Conflict, Self Determination, And Emotional Experiences In Otolaryngology: A Descriptive-Comparative Study
Rebecca Haworth, BSc
- H060** Handheld Metal Detector For Identification Of Presence And Location Of Metallic Aerodigestive Foreign Bodies
Wen Jiang, MD
- H061** Evaluation And Management Of Pediatric Nasal Obstruction: A Survey Of Practice Patterns
Gavriel Kohlberg, MD
- H062** Modified Transvers Flap Pharyngoplasty: A Series Of 47 Consecutive Cases
Soizick Pondaven, MD
- H063** Fiberoptic Endoscopic Evaluation Of Swallowing In Breastfeeding Infants
James Schroeder, MD

POSTERS GROUP B

Group B Combined Poster Reception, Friday, April 24 | 5:30–7:00 pm

ANS, AOS, ARS, ASPO, and TRIO

POSTERS: GROUP A

POSTERS: GROUP B | ASPO

- H064** Ciprodex Otic: Use In The Pediatric Airway?
Meghan Turner, MD
- H065** Evaluating The Risk Of Atlantoaxial Instability With CT Imaging In Patients With Down Syndrome
Habib Zalzal, BS
- H066** Epidemiological Trends And Risk Factors Of Preterm Infants With Apnea Of Prematurity - Is Reflux Relevant?
Shouling Zhang, BS, BA
- H067** Risk Factors Concerning Acute Mastoiditis
Frida Enoksson, MD
- H068** Use Of Tympanostomy Tubes In The Boston Metropolitan Area: Are The Academy Guidelines Being Met?
Amy Hughes, MD
- H069** Tubomanometry For Eustachian Tube Function Testing
Kim Jeehong, BS
- H070** Use Of Negative Pressure System For Middle Ear Irrigation In Tympanostomy Tube Placement
Kyle McMullen, MD
- H071** Evaluation Of The Diagnostic Accuracy Of The Tympanic Light Reflex
Anna Meyer, MD
- H072** Safety Of Transtympanic Application Of Probiotics: An Animal Model
Carol Nhan, MD
- H073** Medially Migrated Tympanostomy Tubes: A Systematic Review And Novel Approach For Retrieval
Phayvanh Sjogren, MD
- H074** During Middle Ear Infections, The Planktonic Growth Of Pseudomonas Aeruginosa Provides The Anaerobic Conditions Required For The Development Of Fusobacterium Nucleatum Biofilm
James Wang, Ph.D.
- H075** The Impact Of Surgeons' Handedness On Cochlear Implant Electrode Insertion
Yazeed Al Oqailli, MD
- H076** Progressive Hearing Loss And Head Trauma In Enlarged Vestibular Aqueduct: A Meta-Analysis
Aurash Alemi, MD
- H077** The Impact Of Creating A Bony Tunnel For The Electrode On The Stability Of Cochlear Implant
Khalid Al-Mazrou, MD
- H078** Effects Of Bilingualism On Oral Language Acquisition In Children With Cochlear Implants
Jennifer Alyono, MD, MS
- H079** To Remove Or Not To Remove: A Systematic Review Of Cases Of Medial Migration Of Tympanostomy Tubes
Aren Bezdjian, BSc
- H080** Conversion Of Traditional Osseointegrated Bone-Anchored Hearing Aids To The Baha® Attract In Four Pediatric Patients
Elizabeth Cedars, MD
- H081** Surgical Outcomes With Transcanal Endoscopic Ear Surgery In Children
Michael Cohen, MD
- H082** Clinical Implications Of Pediatric Temporal Bone Fractures
Julia Frisenda, MD
- H083** Complications Of Bone-Anchored Hearing Aids In Pediatric Patients Following A Change In Operative Technique
Claude Harbarger, MD
- H084** The Baha Attract Osseointegrated Implant: Results From The First 12 Cases And Modification Of Technique For Microtia Patients
Stephen Hoff, MD
- H085** Prevalence Of Hearing Loss In Children With Digeorge Syndrome
Pawina Jiramongkolchai, BA
- H086** Diagnostic Evaluation Of Pediatric Hearing Loss In An Ambulatory Care Clinic: A Follow-Up Study
Margaret Kenna, MD, MPH
- H087** Use Of The Flexible-Fiber CO2 Laser In Pediatric Transcanal Endoscopic Middle Ear Surgery
Lukas Landegger, MD
- H088** Cone Beam CT In Post Op Evaluation Of Children With Cochlear Implant
Remi Marianowski, MD, Ph.D.
- H089** Surgical Anatomy Of The External Auditory Canal: The Inferior And The Posterior-Inferior Canal Over-Hang
Jennifer Moy, MD
- H090** Assessment Of Ototoxicity Of Floxal In A Chinchilla Animal Model
Carol Nhan, MD, B.Sc.
- H091** Two-Handed Endoscopic Tympanoplasty Using A Pneumatic Endoscope Holder
Anuraag Parikh, MD
- H092** Clinical Presentation In Phelps Syndrome: A Case Series
Shazia Peer, MD, FCORL(SA), MMED(Otol)
- H093** Outpatient Surgery In Paediatric Cochlear Implantation
Claire Perrot, MD
- H094** Peri-Implant Bony Overgrowth As A Cause Of Revision Surgery In Bone-Anchored Hearing Aid Implantation
Dana Petersen, MD, DDS, MS
- H095** Algorithm For Assessing Pediatric Auditory Brainstem Candidacy In A U.S. Center
Sidharth Puram, MD, Ph.D.
- H096** Magnetic Resonance Imaging Of Cochlear Recipients
Carin Rojas, BS
- H097** Long-Term Results Of Endoscopically-Assisted Cholesteatoma Surgery In Children
David Sarcu, MD
- H098** Audiometric Outcomes In Pediatric Temporal Bone Trauma
Amy Schell, MD

POSTERS GROUP B

Group B Combined Poster Reception, Friday, April 24 | 5:30–7:00 pm

ANS, AOS, ARS, ASPO, and TRIO

- H099** Bony Cochlear Nerve Canal Stenosis And Progression In Pediatric Unilateral Hearing Loss
Justin Shinn, BS
- H100** Bone Anchored Hearing Aid Implantation: Time For A Culture Change In Pediatrics
Namrata Varma, DO
- H101** Semicircular Canal Anomalies & Charge Syndrome
Andre Wineland, MD, MSCl
- H102** Esophageal Coins: A Cost Analysis
Luke Jakubowski, MD
- H103** Outcomes Following Treatment Of Facial Dog Bite Injuries In The Emergency Department As Compared To The Operating Room
Justin Mahida, MD, MBA
- H104** Esophageal Foreign Bodies In Children: A 10-Year Experience At A State Supported Children's Hospital
Courtney Raybon, BS
- H105** Management Of Hearing Loss And The "Normal" Ear In Cases Of Unilateral Microtia With Aural Atresia
Christopher Gouveia, MD
- H106** Prevalence And Ethnic Variation Of Pre-Auricular Sinuses In Children
Charles Yu, B.Sc.(Pharm)
- H107** Coordinator Of Complexity: A Novel Surgical Scheduling System For Coordination Of Operative Cases In A Tertiary Pediatric Medical Center
Eric Gantwerker, MD,MS
- H108** Experience With A New Quality Improvement Collaborative For Tracheostomy
Jennifer Lavin, MD
- H109** 30-Day Outcomes Using NSQIP-P: Tracheostomy In Children Less Than 2 Years Old
Justin Mahida, MD, MBA
- H110** Improving Access To Education For South African Children Who Attend School With A Tracheostomy
Chengetai Mahomva, BA
- H111** Examining The Change From Ciprofloxacin And Dexamethasone To Ofloxacin: Quality Improvement Project
Kenneth Whittemore, MD,MSc
- H112** Sinonaal Manifestations In Patients With Severe Combined Immunodeficiency
Alissa Collins, MD
- H113** Sinogenic Subdural And Epidural Empyemas In Children: Indications And Outcomes Of Endoscopic Endonasal Surgery
Vincent Couloigner, MD, Ph.D.
- H114** A Comparison Of Bipolar Electrocautery And Chemical Cautery For Control Of Recurrent Anterior Epistaxis In Children
Nathan Johnson, MD
- H115** Sinonasal Osteoneogenesis In Cystic Fibrosis Causing Auto-Obliteration Of Maxillary Sinuses
Lindsey Pennington, MD
- H116** Characteristics Of Superior Orbital Subperiosteal Abscesses In Children
Lourdes Quintanilla-Dieck, MD
- H118** Personalized 3D-Printed CPAP Masks Improve CPAP Effectiveness In Children With OSA And Craniofacial Anomalies
Robert Morrison, MD
- H119** Effectiveness Of Partial Intracapsular Tonsillectomy In Children With Severe Obstructive Sleep Apnea As Evidenced By Olysomnography
Nadia Mostovych, MD
- H120** Factors Affecting Post-Tonsillectomy Bleeding Risk At Academic Pediatric Hospital
Cassandra Bannos, BS
- H121** A Comparison Of Revision Adenoidectomy Rates By Surgical Technique
Nipun Bhandari, MPH
- H122** Inpatient Tonsillectomy In Children Younger Than 36 Months: Is It Necessary?
Johnathan Castaño, MD
- H123** Cost Effective Analysis Of Pediatric Electrocautery Tonsillectomy
Ewen Chao, BS
- H124** Evading Antibiotics And Detection: Internalization Rates Of Different Strains Of Group A Streptococci
Zi Yang Jiang, MD
- H125** Perioperative Outcomes In Obese Children Undergoing Adenotonsillectomy
Jennifer Lavin, MD
- H126** Risk Factors For Multiple Bleeds After Tonsillectomy
Jessica Leslie, MPH
- H127** Factors Impacting Intensive Care Unit Admissions And Hospital In The Pediatric Tonsillectomy Patient: A 10 Year Review
Alexis Rieber, MD
- H128** Epidemiological Analysis Of Patients With Post-Tonsillectomy Hemorrhage Presenting To Emergency Rooms In The United States
Rosh Sethi, MD, MPH
- H129** Pillarplasty In The Treatment Of Sleep Disordered Breathing: Efficacy And Safety Outcomes
Cecille Sulman, MD
- H130** Predicting Unanticipated Intensive Care Unit Admissions After Tonsillectomy
Michael Wilson, BA

TRIO

ALLERGY/RHINOLOGY/FACIAL PLASTIC & RECONSTRUCTIVE

- I001** A Novel Technique For Open Reduction Internal Fixation Of The Mandibular Condyle
Nicole Aaronson, MD

POSTERS GROUP B

Group B Combined Poster Reception, Friday, April 24 | 5:30–7:00 pm

ANS, AOS, ARS, ASPO, and TRIO

POSTERS: GROUP A

POSTERS: GROUP B | TRIO

- | | | |
|--|---|---|
| <p>I002 Application Of Indocyanine Green Angiography In Supraclavicular Artery Island Flap For Head And Neck Reconstruction
<i>Carolyn Brydon, BS</i></p> <p>I003 Potential National Savings From Prescribing Guideline Recommended Antibiotics For Acute Rhinosinusitis
<i>John Cramer, MD</i></p> <p>I004 Analysis Of Sinonasal Outcomes Following Endoscopic Transsphenoidal Surgery
<i>Colin Edwards, MD</i></p> <p>I005 Fibrin-Genipin Hydrogel For Cartilage Tissue Engineering In Nasal Reconstruction
<i>Nikita Gupta, MD</i></p> <p>I006 Brown Tumor Of Nasal Bone: A Case Report And A Literature Review
<i>Ahmed Hussein, MD</i></p> <p>I007 Management Of Cervical Spine Defects With Vascularized Fibula Free Tissue Transfer Bone Graft Reconstruction
<i>Ryan Jackson, MD</i></p> <p>I008 Clinical Application For Regeneration Of The Skull/Temporal Bone
<i>Shin-ichi Kanemaru, MD, PhD</i></p> <p>I009 Chronic Rhinosinusitis And Olfactory Dysfunction: Investigating The Role Of Superior Airflow Patterns
<i>Jarrod Keeler, MD</i></p> <p>I010 Blunt Cerebrovascular Injury And Facial Fractures: A Systematic Review Of The Literature
<i>Gregory Kelts, MD</i></p> <p>I011 Causes Of Dacryocystorhinostomy (DCR) Failure: External Vs Endoscopic Approach
<i>Giant Lin, MD</i></p> <p>I012 Salvage Total Laryngectomy After Chemoradiation: Fistula And Stenosis Prevention By Fasciocutaneous Free Flaps
<i>Cesare Piazza, MD</i></p> | <p>I013 Mucosal Leishmaniasis Of The Nasal Cavity: Case Report And Review Of Literature
<i>Stephanie Teng, MD</i></p> <p>I014 Reconstruction Of An Extensive Skull Base Defect As A Result Of A Frontal Sinus Pneumocele
<i>Vaibhav Ramprasad, BA</i></p> <p>I015 A Comparison Of Short And Long Term Efficacy On Symptom Control And Quality Of Life Between Partial Turbinectomy, Radiofrequency Coblation, And Microdebrider Assisted Partial Turbinoplasty
<i>Jessica Riccio, MD</i></p> <p>I016 Health Utility Values In Medically Treated Patients With Chronic Rhinosinusitis
<i>Brooke Su, BA</i></p> <p>I017 Epistaxis In Patients On Extracorporeal Membrane Oxygenation
<i>Andrew Victores, MD</i></p> <p>I018 Posterior Nasal Injection Of Botulinum Toxin In Allergic Rhinitis: A Pilot Study
<i>Edward Zhang, MBBS</i></p> <p>GENERAL/CLINICAL FUNDAMENTALS</p> <p>I019 Prophylactic Immunization With Human Papillomavirus Vaccines Induces Oral Immunity In Mice
<i>Simon Best, MD</i></p> <p>I020 Otolaryngologic Manifestations Of Levamisole Induced Vasculitis
<i>Aurash Alemi, MD</i></p> <p>I021 Identification And Remediation Of Problematic Residents
<i>Nasir Bhatti, MD</i></p> <p>I022 Quality Improvement In Otolaryngology Residency: Survey Of Program Directors
<i>Sarah Bowe, MD</i></p> <p>I023 The Ethnic Sinus
<i>Sonia Chen, MD</i></p> <p>I024 Football Related Facial Trauma: A Population Based Analysis
<i>Christopher Rose, MD</i></p> | <p>I025 Utility Of Daily Mobile Tablet Use For Residents On An Otolaryngology - Head And Neck Surgery Inpatient Service
<i>Russel Kahmke, MD</i></p> <p>I026 Mandatory Inservice Directed Didactic Sessions: Does It Actually Make A Difference?
<i>Pedram Daraei, MD</i></p> <p>I027 The Impact Of Electronic Medical Records On Workflow And Patient Satisfaction In An Academic Otolaryngology Practice
<i>Anthony Del Signore, MD</i></p> <p>I028 Community Acquired Methicillin Resistant Staphylococcus Aureus Abscesses Of The Head And Neck: Anatomic Site Variation And Patient Characteristics
<i>Luke Donatelli, MD</i></p> <p>I029 Impact Of Ipad Incorporation In An Otolaryngology Training Program
<i>Jasmine Ebott, BS</i></p> <p>I030 First Bite Syndrome: Our Experience With Intraparotid Injections Of Botulinum Toxin A
<i>Ankona Ghosh, MD</i></p> <p>I031 The Impact Of Electronic Health Records On Otolaryngologist's Productivity In The Ambulatory Setting
<i>Yarah Haidar, MD</i></p> <p>I032 Factors Associated With Lingual Tonsillar Hypertrophy In Canadian Adults
<i>Matthew Harris, MD</i></p> <p>I033 Otolaryngology Needs In A Free Clinic Providing Indigent Care
<i>Amanda Hu, MD FRCSC</i></p> <p>I034 Lean Sigma Application To Improve Clinic Efficiency, Productivity, And Patient Accessibility At A Tertiary Outpatient Hearing Center
<i>Matthew Huddle, MD</i></p> <p>I035 Chronic Parotitis With Multiple Parotid Calcifications: Imaging And Sialendoscopy Findings
<i>Emmanuel Jauregui, BA</i></p> |
|--|---|---|

POSTERS GROUP B

Group B Combined Poster Reception, Friday, April 24 | 5:30–7:00 pm

ANS, AOS, ARS, ASPO and TRIO

- I036** Surface Charge Modification Inhibits *P. Aeruginosa* Adhesion And Biofilm Formation In Vitro And Negative Surface Charge Modification Facilitates Eradication Of *P. Aeruginosa* Biofilm Infection In An In Vivo Rat Model
Wee Tin Kao, MD
- I037** How Much Blood Would A JP Suck If A JP Could Suck Blood?
Adam Kimple, MD, PhD
- I038** Two Cases Of Recurrent Head And Neck Myiasis Acquired In The Northern United States And Literature Review
Robert Kopp, MD
- I039** Incidence Of Sudden Hearing Loss In United States Emergency Rooms
Elliott Kozin, MD
- I040** Examining The Availability And Quality Of Online Health Information For Rhinosinusitis
Kent Lam, MD
- I041** Status And Trends Of General Otolaryngology In Academia
Jiahui Lin, BA
- I042** Recurrent Valvular Varices: A Rare Cause Of Hemorrhage From The Upper Aerodigestive Tract
Patricia McAdams, MD
- I043** Impact Of A Mentored Otolaryngology-Head And Neck Surgery Clerkship For Underrepresented Minority Students
Jason Nellis, MD
- I044** Association Of Emotional Quotient And Learner Autonomy With Resident Competency In Otolaryngology - Head And Neck Surgery
Eunmi Park, EdD
- I045** Penetrating Injury In The Neck By Golf Clubs: A Case Series And Review Of Literature
Adam Singleton, MD
- I046** The Effect Of Resident Duty Hour Restrictions On Surgical Complications For Otolaryngology Head And Neck Key Indicator Procedures
Aaron Smith, MD
- I047** Surgical Telementoring Of Endoscopic Surgery At A Remote Site
Carl Snyderman, MD MBA
- I048** Development Of An Epistaxis Training Module And Emergency Department Outcomes
David Timme, MD
- I049** Impostor Syndrome And Burnout Among American Medical Students- Incidence And Implications For Otolaryngology
Jennifer Villwock, MD
- I050** Relationship Of Obesity To Pharyngitis, Tonsillitis, And Peritonsillar Abscess
Jennifer Villwock, MD
- I051** The Global Tracheostomy Collaborative - The Impact Of A Quality Improvement Collaborative In Otolaryngology
Karen Watters, MB, BCH, MPH, FRCSI
- I052** Cost Burden Of Cerumen Extraction In Medicare Beneficiaries
Eleanor Yang, BA
- HEAD & NECK**
- I053** Diagnostic Open Lymph Node Biopsy Of Head And Neck Patients: Historic Problem Or Modern Dilemma?
Sarah Akkina, MS
- I054** A Prospective Study Of The Chronic Obstructive Sialadenitis Symptoms (COSS) Questionnaire For Assessing The Impact Of Sialendoscopy Assisted Surgery: A Preliminary Report
Annick Aubin-Pouliot, BS
- I055** Haptic Feedback In Transoral Robotic Surgery: A Feasibility Study
Andres Bur, MD
- I056** Novel Intraoperative Technique For Predicting Postoperative Recurrent Laryngeal Nerve Function In Thyroid Surgery
Daniela Burchhardt, MD
- I057** Heroic Head And Neck Surgery - Do The Ends Justify The Means?
Egle Cepaitis
- I058** Cutaneous Metastasis Of Acinic Cell Carcinoma Of The Parotid Presenting As An External Auditory Canal Mass
Ryan Crane, MD
- I059** Refining The Utility And Role Of Frozen Section Margin Assessment In Head And Neck Squamous Cell Carcinoma Resection
Eugenie Du, MD
- I060** Primary Tumors Of The Cervical And Brachial Plexus
Shanik Fernando, BS
- I061** In-Office Secondary Tracheoesophageal Puncture With Immediate Prosthesis Placement: A Novel Technique Of Prosthesis Placement At The Time Of Puncture
Tiffany Glazer, MD
- I062** The Effect Of Intraglandular Botox® On Salivary Glands Mitotic Rate: A Pilot Study
Javier Gonzalez-Castro, MD
- I063** Surgical Management Of Vagal Schwannomas
Kelly Groom, MD
- I064** Investigation Of ESM1 Gene Suppression By Sirna: Effects On Proliferation And Migration In Primary And Metastatic Head And Neck Cancer Cell Lines
Mehmet Gunduz, MD, PhD
- I065** Clinical And Histological Characteristics Of Oncocytic Thyroid Carcinomas
Thomas Heineman, BA
- I066** Thyroid And Parathyroid Dysfunction After Laryngectomy And After Laryngectomy With Postoperative Radiotherapy In Laryngeal Cancer Patients
Ahmed Hussein, MD
- I067** Prefabricated Composite Radial Forearm Free Flap Reconstruction Of Subtotal Cricoidectomy For Cricoid Chondrosarcoma
Eliot Martin, PA-C

POSTERS GROUP B

Group B Combined Poster Reception, Friday, April 24 | 5:30–7:00 pm

ANS, AOS, ARS, ASPO, and TRIO

POSTERS: GROUP A

POSTERS: GROUP B | TRIO

I068 Carotid Artery And Lower Cranial Nerve Exposure With Increasing Surgical Complexity To The Infratemporal Fossa
Ana Lemos-Rodriguez, MD

I069 Postoperative MRSA Infections In Head And Neck Surgery
Sharon Lin, BS

I070 Establishment And Characterization Of A Cell Line From An Oral Squamous Carcinoma In A Fanconi Anemia Patient
Kimberly Miller, BS

I071 The Incidence And Mortality Caused By Second Primary Tumor Development In HNSCC
Kelsey Pendleton, BA

I072 Impact Of Alternating Chemoradiotherapy For Advanced Nasopharyngeal Cancer
Satoshi Saijoh, MD

I073 Multifocal, Recurrent Microcystic Adnexal Carcinoma (MAC) Of The Face: A Diagnostic And Reconstructive Challenge
Jeffrey Teixeira, MD

I074 Parathyroid Adenoma With Extracapsular Hemorrhage: A Rare Entity And Potential Surgical Emergency
Lyndy Wilcox, MD

I075 HPV Status And NF^κB P65 Expression In Response To Tobacco Carcinogens
Qi Zhang, MD

LARYNGOLOGY/BRONCHOSOPHAGOLOGY/ PEDIATRIC OTOLARYNGOLOGY

I076 Dynamics Of Lidocaine In Topical Anesthesia For Office Based Laryngeal Procedures: A Pilot Study
Michael Amato, BS

I077 The Relationship Of Adenoid Volume To Tonsillar Volume And Their Effects On Snoring And Apnea
Nebil Ark

I078 Endoscopic Treatment Of Zenker's Diverticulum: Surgical And Patient Outcomes
Michelle Barton, BA

I079 Anatomical Considerations For The Endoscopic Endonasal Approach To The Orbit And Optic Nerve In The Pediatric Population
Anthony Del Signore, MD

I080 Endoscopic Management Of Posterior Graft Migration After One And A Half Stage Laryngotracheal Reconstruction
Gillian Diercks, MD

I081 Transoral Endoscopic Cricopharyngeal Myotomy For Congenital Cricopharyngeal Achalasia
Mark Nagy, MD

I082 Volumetric Analysis Of Nasal Cavity In Pediatric Patients With Unilateral And Bilateral Cleft Lip And Palate
Zainab Farzal, BS

I083 Decisional Conflict In Parents Considering Bone Anchored Hearing Device In Children With Unilateral Aural Atresia
M. Elise Graham, MD

I084 Results Of Mission Based Tympanoplasty In Children
Glenn Isaacson, MD

I085 Laryngeal Electromyography Findings In Patients With Vocal Fold Motion Asymmetry
Tova Isseroff, MD

I086 Short Term Outcomes After Open And Endoscopic Repair Of Esophageal Diverticulum
Joseph Ivey III, BA

I087 Treatment Of Chronic Cough: Retrospective Review At A Tertiary Care Center
Nausheen Jamal, MD

I088 Socioeconomic Barriers To Speech Therapy
Aaron Jaworek, MD

I089 Diversity In Genetic Workup Of Nonsyndromic Pediatric SNHL
Christen Lennon, MD

I090 Using External Distraction Devices For Mandibular Distraction Eliminates The Need For Preoperative Computed Tomography In Infants With Isolated Pierre Robin Sequence
Katie Mingo, BS

I091 The Branchial Cleft Fistula: Use Of A Fistulogram And Guidewire To Facilitate Complete Removal. A Review Of 5 Cases
Mark Nagy, MD

I092 Paclitaxel Blocks Posterior Cricoarytenoid Reinnervation In A Canine Model
Andrea Park, MD

I093 Petromastoid Pneumatization - Utilizing A Novel Method For Volumetric Assessment
Shazia Peer, MBBCh

I094 Palatopharyngoplasty With Bilateral Buccal Mucosal Graft Repair To Alleviate Oropharyngeal Stenosis
Jared Tompkins, MD

OTOLOGY/NEUROTOLOGY

I095 Interobserver Agreement For Computed Tomography Diagnosis Of Sigmoid Sinus Wall Anomaly
Kristen Angster, MD

I096 Petrous Internal Carotid Aneurysm Masquerading As Pulsatile Tinnitus
Samaneh Ashktorab, MD

I097 Basal Cell Carcinoma Of The External Auditory Canal And Temporal Bone
Joseph Breen, MD

I098 Long Term Outcomes Of Surgical Management Of Patulous Eustachian Tube Dysfunction
Wei-Chieh Chao, MD

I099 Effect Of Cochlear Implant Ground Electrode Position On Intraoperative Telemetry And Facial Nerve Stimulation
Maura Cosetti, MD

I100 Surgical Workflow Considerations For Mastoidectomy Using A Bone Attached Robot
Neal Dillon, BS

POSTERS GROUP B

Group B Combined Poster Reception, Friday, April 24 | 5:30–7:00 pm

ANS, AOS, ARS, ASPO and TRIO

- I101** 3D-CT Analysis On The FMT Angle To RW/OW After VSB Surgery - Its Correlation To The Hearing Performances
Katsumi Doi, MD, PhD
- I102** Cochlear Implantation In Children With CHARGE Syndrome
Katsumi Doi, MD, PhD
- I103** Cochlear Implantation In Patients With Cochlear Facial Dehiscence
Christina Fang, BS
- I104** Otologic Pathology And Barriers To Care In A Nepalese Refugee Population
Shannon Fraser, MD
- I105** Hearing Outcomes After Repair Of Superior Semicircular Canal Dehiscence
Sachin Gupta, MD
- I106** Outcomes In The Management Of Middle Ear Myoclonus
Zhen Huang, MD
- I107** Semi-Implantable Active Bone Conduction Devices In Adults: Clinical And Quality Of Life Outcomes
Euna Hwang, MD
- I108** Matrix Metalloproteinase 13 Is Required For Osteocytic Perilacunar Remodeling And Bone Quality In The Cochlea
Emmanuel Jauregui, BA
- I109** Fleq, A Deficient Biofilm Forming Mutant Of *P. Aeruginosa* Does Not Influence Cholesteatoma Growth And Expansion In The Gerbil Model
Wee Tin Kao, MD
- I110** Role Of NLRP3 Inflammasome In Cholesteatoma
Shin Kariya, MD, PhD
- I111** Challenges For Novel Combined Endoscopic And Navigation Assisted Surgical Transcanal Approach To The Inner Ear
Judith Kempfle, MD
- I112** Off Vertical Axis Rotational Assessment Of Transdermal Scopolamine For Motion Sickness
Glenn Knox, MD
- I113** Auditory And Otologic Phenotypic Manifestations In Alström Syndrome
Spencer Lindsey, MD
- I114** The Comprehensive Cochlear Implant Questionnaire (CCIQ) On Adults With Unilateral Cochlear Implants And Their Reasons For Not Choosing Bilateral Implantation
Christopher Linstrom, MD
- I115** Sigmoid Sinus Diverticulum/ Dehiscence: Surgical Approaches To The Correction Of Pulsatile Tinnitus
Jason Calligas, MD
- I116** Otic Barotrauma Resulting From Continuous Positive Airway Pressure: Case Report And Literature Review
Douglas Hildrew, MD
- I117** Speech Recognition And Quality Of Life For Adult Cochlear Implant Users
Aaron Moberly, MD
- I118** Variability In Word Recognition By Adults With Cochlear Implants: The Role Of Phonemic Awareness
Aaron Moberly, MD
- I119** Langerhans Cell Histiocytosis Of The Temporal Bone: A Review Of 17 Cases
Mara Modest, MD
- I120** Trends In Vestibular Schwannoma Management From 2001-2012 Using HCUP Database
Brian Nicholas, MD
- I121** Systematic Review Of Outcomes Following Superior Canal Dehiscence Surgery: Determining Best Surgical Candidates
Marlien Niesten, MD, PhD
- I122** Seven Cases Illustrating Difficulties In The Treatment Of MPO-ANCA Positive Refractory Otitis Media
Koshi Otsuki, MD PhD
- I123** Tinnitus Following Treatment For Sporadic Acoustic Neuroma
Jonathan Overvest, MD, PhD
- I124** Detection Of Vestibular Schwannoma Tumors Among Veterans With Asymmetrical Sensorineural Hearing Loss
Israel Pena Jr., MD
- I125** Outcomes Following Primary And Revision Auditory Brainstem Implant Surgery In Children
Sidharth Puram, MD, PhD
- I126** Ceruminous Adenocarcinoma: An Analysis Of The Surveillance Epidemiology And End Results (SEER) Database
Douglas Ruhl, MD
- I127** Improvement In Balance With Auditory Input In Bimodal Cochlear Implantees
Madelyn Stevens, BA
- I128** Fungal Skull Base Osteomyelitis: Diagnostic Challenges And Experimental Microbial Identification Techniques
Peter Volsky, MD
- I129** A Tool To Facilitate Perilymph Sampling Via Round Window Membrane
Hirobumi Watanabe, PhD
- I130** A Novel Therapeutic Strategy For Ramsay Hunt Syndrome: Evaluation Of The Regeneration Facilitating Effects Of Novel Facial Nerve Treatment Using Basic Fibroblast Growth Factor
Hiroyuki Yamada

SAVE THE DATE!

May 18–22, 2016 Hyatt Regency Chicago | Chicago, IL

BUSINESS AND SOCIAL EVENTS

ALL EVENTS ARE LOCATED AT THE SHERATON BOSTON, UNLESS OTHERWISE NOTED

Tuesday

11:30 am – 5:00 pm

ALA Council Meeting
Berkeley B

12:00 pm – 2:00 pm

ABEA Button Battery Task Force
Public Garden

12:00 pm – 5:00 pm

AHNS/AAOHNS Lunch and Thyroid and Parathyroid Surgery Course (Resident and Fellows Only)
Commonwealth Room

3:00 pm – 6:00 pm

ABEA Council Meeting
Public Garden

6:30 pm – 10:00 pm

ABEA Past President's Dinner
Independence West

Wednesday

7:45 am – 5:30 pm

AHNS Foundation Lounge
Hynes Convention Center, Room 308

12:00 pm – 12:30 pm

ALA Fellows Group Photo
Hynes Convention Center, Room 302

5:00 pm – 8:00 pm

Open House/Harvard Medical School Department of Otolaryngology (5:00 pm – 6:00 pm: Guided tours of Massachusetts Eye and Ear Infirmary, 6:00 pm – 8:00 pm: Alumni Reception at the Liberty Hotel)

6:00 pm – 7:00 pm

ARS Ethics Committee
Berkeley

7:30 pm – 10:00 pm

ALA President's Reception
Republic Ballroom
Attire: Business
Tickets: Contact the ALA Administrator, Maxine.c@comcast.net

Thursday

6:15 am – 7:20 am

ALA Post Graduate Members Program
Berkeley

6:30 am – 9:15 am

AOS Council Meeting
Fairfax B

7:00 am – 5:00 pm

SOHN Spring Pediatric Nursing Meeting
Independence West

7:15 am – 5:30 pm

AHNS Foundation Lounge
Hynes Convention Center, Room 308

7:45 am – 8:00 am

ARS Membership Committee
Gardner A

8:00 am – 12:00 pm

ARS Board of Directors Meeting
Commonwealth

9:30 am – 4:30 pm

ANS Executive Council/Long Range Planning Meeting
Hampton

12:00 pm - 1:00 pm

ARS IT Committee Meeting
Dalton B

12:00 pm – 1:00 pm

ARS Patient Advocacy Committee Meeting
Dalton A

12:00 pm – 1:00 pm

TRIO Laryngoscope AE/SE Meeting
Fairfax A

1:00 pm – 2:00 pm

ASPO Pan Leadership Meeting
Berkeley

1:00 pm – 3:00 pm

AOS/ANS Joint Council Luncheon
Fairfax B

1:00 pm – 3:00 pm

TRIO Executive Committee
Gardner

2:00 pm – 3:00 pm

ARS Pediatric Rhinology Committee Meeting
Commonwealth

2:00 pm – 5:00 pm

ASPO Board Meeting
Berkeley

3:15 pm – 5:00 pm

TRIO Council Meeting
Gardner

5:00 pm – 6:30 pm

COSM SLC Meeting
Back Bay Ballroom A

5:15 pm – 6:00 pm

ARS CME Committee Meeting
Franklin

5:30 pm – 6:00 pm

ABEA Speed Mentoring
Hynes Convention Center, Hall D

5:30 pm – 6:30 pm

ARS Fellowship Directors Committee Meeting
Fairfax B

7:00 pm – 8:30 pm

ALA Former Laryngology Fellows Reception
Outdoor Patio, Weather Backup: Commonwealth

7:30 pm – 9:00 pm

AHNS President's Reception
Constitution Ballroom

EXHIBITOR EVENT!

Thursday, April 23 from 6:30 – 8:30 am
LUMENIS

Challenging Cases Helped by DUO Modality: CO2 Laser Scanning Microman and Flexible Fiber
Sheraton Boston Public Garden



Friday

7:15 am – 8:00 am

ASPO Fun Run
 Sheraton Boston Hotel Lobby
 Attire: Athletic

7:00 am – 8:00 am

ARS Resident's and Fellows Committee Meeting
 Gardner A

7:00 am – 7:50 am

TRIO Business Meeting/New Fellows Reception
 Hynes Convention Center, Ballroom A

7:00 am – 10:00 am

ANS Education Council
 Hampton

7:00 am – 5:00 pm

SOHN Spring Education Program
 Independence West

8:00 am – 9:00 am

ARS Audit Committee Meeting
 Gardner A

12:00 pm – 1:00 pm

TRIO National Nominating Committee
 Gardner A

12:00 pm – 1:00 pm

TRIO Laryngoscope –TRIO BP
 Hampton

1:00 pm – 1:30 pm

ANS Business Meeting/New Members Induction
 Hynes Convention Center, Room 302

1:45 pm – 2:45 pm

ARS Development Committee
 Fairfax A

6:30 pm – 8:00 pm

ARS President's Welcome Reception
 Commonwealth

7:00 pm – 9:00 pm

ANS 50th Annual Presidents "Golden Gala" Reception
 Constitution Ballroom A & B

7:30 pm – 9:30 pm

ASPO "Sustain the Future!" Reception
 Republic Ballroom

7:00 am – 7:50 am

TRIO Business Meeting
 Hynes Convention Center, Ballroom A

1:00 pm – 1:30 pm

AOS Business Meeting
 New Member Introduction/Group Photograph
 Hynes Convention Center, Room 302

6:30 pm – 8:30 pm

ASPO Banquet
 Republic Ballroom

6:30 pm – 10:30 pm

AOS President's Reception and Banquet
 Constitution Ballroom A & B

Saturday

6:30 am – 7:30 am

ASPO Past Presidents' Breakfast
 Gardner A

7:00 am – 7:30 am

ANS Business Meeting/Committee Reports
 Hynes Convention Center, Room 302

Sunday

7:00 am – 7:30 am

AOS Business Meeting/Committee Reports
 Hynes Convention Center, Room 302

EXHIBITOR LISTINGS

Acclarent, Inc. 316

Acclarent, Inc., our singular focus is to free patients to live better lives by designing, developing and commercializing medical devices that address conditions affecting the ear, nose, and throat.

Advanced Bionics 407

Founded in 1993 and a subsidiary of the Sonova Group since 2009, AB develops cutting-edge cochlear implant technology that allows recipients to hear their best.

Aerolase 218

Aerolase has developed innovative laser technology that achieves new levels of treatment comfort and safety on all skin types, while delivering best-in-class efficacy. Visit www.aerolase.com.

Alcon Laboratories, Inc. 310

Alcon, the global leader in eyecare, offers products serving the full lifecycle of patient needs across eye diseases and conditions, and also ear infections. For more information, visit www.alcon.com.

American Academy of Otolaryngology - Head and Neck Surgery 109

AAO-HNS is the largest organization for otolaryngologist-head and neck surgeons. We help members achieve excellence and provide the best care through education, research, and health policy advocacy.

American Board of Otolaryngology 418
Otolaryngology Certification Board

American Medical Systems (AMS) 215

The Aura XP™ Laser Therapy System is a 15W, 532 nm wavelength KTP laser with StarPulse™ Technology for ENT surgical applications. The system uses multiple Aura XP fibers and accessories.

Atmos Inc. 115

Established 1888 ATMOS provides a broad portfolio of innovative products, technologies and services for ENT specialists that have helped to shape today's advanced level of patient care.

Atos Medical, Inc. 628

Atos Medical offers a line of products for laryngectomy patient including the Provox System & disposable surgical puncture set. Atos Medical also distributes the TheraBite Jaw Motion Rehabilitation System.

Audiology Systems, Inc. 114

Audiology Systems is a national partnership of industry professionals, audiologists, local instrument experts & Otometrics. We provide access to knowledge and equipment for testing balance & hearing.

AxoGen, Inc. 117

AxoGen is a leading medical technology company dedicated to peripheral nerve repair. AxoGen's portfolio of regenerative medicine products have applications in extremity, ENT and OMF surgeries.

Bien-Air Surgery 413

Bien-Air is the leading Swiss manufacturer of electric drill systems, facial plastic microsaws, microdebrider and handpieces for small bone surgery.

Boston Medical Products, Inc. 509

Nasal packs, splints, stents, buttons, epistaxis catheters; T-tubes, stoma buttons, speaking valves; laryngeal stents/keels; esophageal tubes; thyroplasty implant system, tracheostomy tubes.

BR Surgical LLC 119

BR Surgical offers surgical instruments and equipment for ENT including procedure chairs, treatment cabinets, headlights, microscopes, HD stroboscopes, rigid & flexible endoscopes, and video systems.

Bryan Medical, Inc. 419

Bryan Medical, Inc. provides airway products to both pediatric and adult otolaryngologists with innovative technology.

Carestream 105

For over 100 years, Carestream has delivered medical imaging technology that improves your practice's workflow & bottom line.

Carnegie Surgical LLC 627

Carnegie surgical is manufacturer of finest instruments for otolaryngologists since 2005. With 2,000+ products for ENT and plastic surgeons, we are your single source for all instrumentation needs.

Checkpoint Surgical, LLC 110

The CHECKPOINT® Stimulator/Locator provides the surgeon with a reliable method of applying electrical stimulation to exposed motor nerves and muscle to evaluate nerves during surgery.

Clearwater Clinical 622

Clearwater Clinical manufactures mobile medical solutions that help improve the quality of patient care and experience while offering an economical alternative to traditional solutions.

Cochlear 518

Cochlear is the global leader in implantable hearing solutions. Visit us to learn more about our newest products and updates.

Cook Medical 212

Cook Medical launched an OHNS clinical division in 2012 after recognizing the need for better minimally invasive products and procedures in otolaryngology.

CryoLife, Inc. 419

CryoLife is a leading medical device company providing surgical sealants and hemostats, cardiac laser therapy devices, end-stage renal disease access grafts and cryopreserved cardiovascular tissues.

Domain Surgical 512

The FMX Ferromagnetic Surgical System is a thermal surgical platform that uses ferromagnetic technology to precisely cut, coagulate, and seal tissue; without passing stray current through the patient.

Elsevier 522

ELSEVIER, a leading publisher of health science publications, advances medicine by delivering superior reference information and decision support tools to doctors, nurses, practitioners and students.

ENT Journal 417

Dedicated to serving the needs of practicing otolaryngologists by highlighting scientific research. Practical peer-reviewed, original scientific and clinical articles, and case reports.

Entellus Medical 422

Entellus Medical is focused on products for the minimally invasive treatment of patients in the physician office setting or operating room who are suffering from chronic sinusitis.

EPIC Hearing Healthcare 519

EPIC Hearing Healthcare, a national hearing healthcare organization, provides: hearing aid best prices; dispensary management; proven marketing and growth programs; and direct patient referrals.

EquipMen 618

EquipMen offers affordable, high-quality technology for your diagnostic and surgical procedures. All of this, combined with world-class 24/7 customer support, makes partnering with us a smart choice.

Fiagon 620

The FIAGON Navigation System integrates into any endoscopic system to provide the utmost safety for your sinus, ear or plastic reconstruction procedures.

Firefly Global 510

Firefly offers unique Wireless Endoscope Cameras and Wireless Video Oscopes. We enable healthcare professionals to wirelessly observe and record images/videos on their PCs and Macs.

Genzyme, a Sanofi Company 610

Thyrogen® (thyrotropin alfa for injection) is a thyroid stimulating hormone indicated for the use in ablation as an adjunctive treatment for radioiodine ablation.

Grace Medical, Inc. 406

Grace Medical provides innovative product solutions for the ENT surgeon, including Titanium and HA adjustable implants, Nitinol Stapes and Malleus Pistons, Ventilation Tubes and Instrumentation.

Hood Laboratories, Inc. 318

Hood Laboratories is proud to announce New Salivary Management Products, the Schaitkin Salivary Duct Cannula & the Walvekar Salivary Stent.

InHealth Technologies 410

InHealth Technologies offers Blom-Singer® Systems – global leader in post-laryngectomy tracheoesophageal voice restoration for over 37 years. www.inhealth.com

Inspire Medical Systems, Inc. 508

Inspire Medical Systems, Inc. is the leading developer of implantable neurostimulation systems to treat Obstructive Sleep Apnea (OSA).

Instrumentarium 223

The Instrumentarium brand: the standard of excellence in ear, laryngeal and sinus instruments; product of exceptional know-how. La différence? that makes the difference.

Intuitive Surgical 104

Intuitive Surgical, Inc. designs, manufactures and distributes the da Vinci® Surgical System - technology designed to allow surgeons to perform many complex procedures minimally invasively.

Invotec International, Inc. 412

Invotec International, Inc. offers Implants, consumables, and instruments the areas of Otorhinolaryngology and Facial Plastic Surgery. We guarantee satisfaction with both quality and pricing.

J. Morita USA, Inc. 612

J. Morita USA services North American medical professionals on behalf of one of the world's largest manufacturers/distributors, J. Morita Corporation.

JAMA Network (The) 220

The JAMA Network brings JAMA together with ten specialty journals to offer enhanced access to the research, viewpoints, and medical news shaping medicine today and into the future.

JEDMED Instrument Company 404

JEDMED is an employee-owned company that has been serving the medical community for over 36 years. We carry almost everything that would be needed in setting up an ENT practice.

KARL STORZ Endoscopy-America, Inc. 204

KARL STORZ industry-leading otorhinolaryngology and video imaging solutions for hospital and office use. We are renowned for craftsmanship that is complemented by exceptional service options.

KURZ Medical, Inc. 208

Kurz Medical, a worldwide leader in passive middle ear implant technology, offers a full range of titanium implants including the celebrated CliP and Ball-joint designs.

Lannett Specialty Pharma 614

Leica Microsystems 211

Come see Leica Microsystems' latest microscope for surgeries of the head and neck, the Leica M530 OH6, along with the entire family of Leica microscopes for ENT. Learn more at booth #211.

LUMENIS 319

Challenging Cases Helped by Duo Modality: CO2 Laser Scanning Micro-manipulator and Flexible Fiber

Marina Medical Instruments 421

Marina Medical Instruments designs, manufactures, and distributes medical devices for the plastic, aesthetic, reconstructive, ENT, and regenerative medicine fields of surgery. Se habla espanol.

MED-EL Corporation 304

By advancing the field of hearing implant technology, MED-EL's people and products connect individuals around the globe to the rich world of sound. For more information, visit www.medel.com.

MediCapture Inc. 609

MediCapture Inc. designs and manufactures the medical industry's most advanced video recorders. MediCapture's true HD recorders are compatible with surgical and endoscopic cameras.

Medtronic Surgical Technologies 205

Medtronic ENT is a leading developer, manufacturer and marketer of products for use by the ENT specialists, Otolaryngologists, and Head & Neck surgeons.

**Memorial Healthcare System/
Joe DiMaggio Children's Hospital 619**

The third-largest public healthcare system in the nation, Memorial Healthcare System includes six hospitals, a nursing home, home health services and six community health centers in South Florida.

Merz Neurosciences 113

Merz North America is a specialty healthcare company that develops and commercializes innovative treatment solutions in aesthetics, dermatology and neurology in the U.S. and Canada.

Microsurgery Instruments Inc. 520

Microsurgery Instruments is a supplier of instruments. We offer a wide array of titanium scissors, forceps, and needle holders, stainless steel scissors, clamps, light sources and cannulas.

Modernizing Medicine 420

Modernizing Medicine is transforming how healthcare information is created and utilized with its Electronic Medical Assistant, a cloud-based, specialty-specific electronic medical record system.

MTI 405

MTI Inc. is proud to be an innovator in the healthcare industry providing strength in patient care for exam room equipment such as; procedure & exam tables, exam & surgery lights, cabinetry, & stools.

Musculoskeletal Transplant Foundation (MTF) 517

MTF is a non-profit tissue bank dedicated to providing quality tissue through a commitment to education, research, and care for recipients, donors and their families.

Navidea Biopharmaceuticals 221

Navidea Biopharmaceuticals focuses on development and commercialization of precision diagnostics, therapeutics and radiopharmaceutical agents. For more information, please visit www.navidea.com.

Neurosign Surgical 123

Neurosign surgical is a leading manufacturer of nerve monitors, stimulating probes and instruments and recording electrodes. Stop by and see the revolutionary Lantern Laryngeal Electrode.

Neurovision Medical Products, Inc. 516

Neurovision Medical Products, Inc. manufactures innovative nerve location and monitoring products for head and neck surgery including the Nerveana, laryngeal electrodes and stimulating instruments.

Olympus America Inc. 613

Olympus is a precision technology leader in designing and delivering imaging solutions in healthcare, life science and photography.

OmniGuide Surgical 314

OmniGuide's Advanced Energy Solution is shaping the future of minimally invasive gynecologic procedures with its flexible-fiber delivery system.



Optim, LLC 120

Our compact, articulating fiber optic endoscopes with integrated LED lighting enable clinicians to bring precision optical capabilities to the point of care, wherever it's most convenient.

Oticon Medical LLC 217

Oticon Medical is the manufacturer of the Ponto bone conduction implant system. The Ponto System is indicated for conductive losses, mixed hearing losses and single-sided deafness.

Otomed, Inc. 111

OTOMED since 1972 effective & efficient products designed by otolaryngologists. Ear dressings, surgery drapes, suction tubing, ventilation tubes & powder insufflator

OtoSim Inc. 219

OtoSim Inc designs and delivers Otoscopy and Ophthalmoscopy training & simulation systems through hand-held simulation devices and libraries of clinical scenarios.

Ototronix 504

Ototronix designs and manufactures advanced hearing technologies for the restoration of hearing, including MAXUM, the minimally invasive middle ear implant.

PENTAX Medical 309

Through leading-edge R&D and manufacturing, PENTAX Medical provides advanced and clinically relevant speech, voice and swallowing instrumentation.

Plural Publishing, Inc. 506

Plural Publishing produces leading academic, scientific and clinical publications in the fields of otolaryngology, speech pathology, and audiology. Stop by for a 20% discount! www.PluralPublishing.com

PolypVac by Laurimed LLC 118

PolypVac by Laurimed LLC 500 Arguello St., Suite 100 Redwood City, CA 94063 Customer Service: 1-406-763-5984 US Toll Free: 1-855-522-3123 E/Fax: 1-888-215-9883 Fax: 1-406-556-1322 www.polypvac.com

Preceptis Medical 116

The Hummingbird™ TTS (Tympanostomy Tube System) from Preceptis Medical reduces trauma with a One-Pass tube delivery mechanism, allowing for a moderate sedation procedure option.

QmedRx 617

Established in 1990 as a pharmacy division of QmedRx, Home Care Solutions is a PCAB® as well as ACHC accredited specialty and compounding pharmacy servicing physicians and patients nationwide.

Regen Scientific - Cytophil, Inc. 625

Renú® Voice is a cost-effective CaHA injectable vocal fold implant. Renú® Voice is sold in a 1.5cc syringe with a trans-oral needle for \$275 per kit, and without a needle for \$210 per 1.5cc syringe.

Reliance Medical Products 320

Reliance offers a complete line of full power and manual examination and procedure chairs, surgical and exam stools and state of the art cabinets that are second to none in quality and craftsmanship.



spirit of excellence

Richard Wolf Medical Instruments Corp. 423

Richard Wolf Medical Instruments, your solution to progress in paranasal sinuses, septum operation, FESS, FEES, and adult/pediatric operational laryngoscopy.

SAGE 411
 Founded 50 years ago, SAGE is an independent company that publishes journals, books, and library products for the educational, scholarly, and professional markets. www.sagepub.com

SinuSys Corp. 415
 SinuSys Corp. (www.sinusys.com) develops medical device therapies to improve the health of millions of patients worldwide suffering from sinusitis.

Smith and Nephew 305
 Smith & Nephew is committed to providing solutions our customers can trust. Our line of Coblation Wands, sinus access devices, & nasal dressings help surgeons improve the quality of patients' lives.

Sophono, Inc. 414
 Sophono's revolutionary magnetic osseointegrated implant paired with a proven sound processor system provides outstanding sound quality for conductive and mixed hearing loss and single-sided deafness.

SOREDEX 112
 SOREDEX, a leader in providing innovative imaging solutions for demanding professionals, offers the SCANORA 3D, a Cone Beam CT system for ENT physicians and surgeons.

Stryker 313
 Stryker is one of the world's leading medical technology companies and together with our customers, we are driven to make healthcare better. For more information please visit www.stryker.com.



Summit Medical, Inc. 513
 Gentian Violet and Phenol applicators are among our latest solutions for ENT's. Handheld, single-use applicators to simplify your practice, along with the latest ClearSCOPE for endoscopic imaging.

Thieme Medical Publishers 521
 Thieme Publishers is an award-winning international medical and science publisher serving health professionals and students for more than 125 years. Visit us online at www.thieme.com.

Ulthera, Inc. 515
 Ulthera, Inc. is focused on developing and commercializing technologies for aesthetic and medical applications. Founded in 2004 and based in Mesa, AZ, for more information, visit www.ulthera.com.

Ultralight Optics, Inc. 107
 Ultralight Featherlight is the award-winning, smallest, and lightest LED loupe-light with over 100 customized attachments to fit on all loupes, safety glasses, everything!

Veracyte 608
 The Afirma® Thyroid FNA Analysis, a comprehensive thyroid nodule management solution helps physicians reduce the number of thyroid surgeries and make a decision about thyroid surgery from the 1st FNA.

Vision Sciences, Inc. 216
 Vision-Sciences, Inc. offers affordable, high performance video and fiberoptic-based flexible endoscopy solutions. Our pioneering technology is designed to enhance every ENT practice.

Wiley 623
 Wiley is a global provider of knowledge and knowledge-enabled services that improve outcomes in areas of research, professional practice, and education. Visit www.wiley.com for more information

Wolters Kluwer Health 523
 Lippincott Williams & Wilkins, a Wolters Kluwer Health company is a leading international publisher of medical books, journals, and electronic media. Visit our booth to browse our comprehensive product line.

Xoran Technologies, LLC 222
 Xoran Technologies is the innovator and market leader in compact, affordable CT imaging solutions for ENTs. Trust the company with over 10 years of experience serving the Otolaryngology community.

Yuma Regional Medical Center 514
 A 406-bed hospital dedicated to providing the highest level of patient-family centered care to residents of SW Arizona. Our team consists of 2,000 employees, 300 physicians and hundreds of volunteers.

ADVERTISER INDEX

Alcon Laboratories, Inc.....	Inside Back Cover, Back Cover
Cook Medical	11
Fiagon	30
InHealth Technologies	23
MED-EL Corporation	3
Medtronic Surgical Technologies	7
Memorial Healthcare System/ Joe DiMaggio Children's Hospital.....	Inside Front Cover
Optim, LLC	16
Richard Wolf Medical Instruments Corp.	15, 16
Stryker	1
Summit Medical, Inc.....	19
Xoran Technologies Inc	5

This advertiser's index is provided for the reader's convenience and is not part of the advertising contract. While every attempt is made to provide accurate information, the publisher cannot be held responsible for errors or omissions.

HISTORY OF COSM

The history of the Combined Otolaryngology Spring Meetings (COSM) dates back to 1970 when the Triological Society suggested the formation of a liaison committee composed of the Secretaries of each of the ORL Societies (AAFP, ABEA, ALA, AOS, ASHNS, TRIO) that met together each Spring. The Secretaries agreed to have the American Council of Otolaryngology handle the logistics of this increasingly complex meeting and its Executive Director, Dr. Harry McCurdy, chair the Secretaries' Liaison Committee (SLC). Each Society was individually responsible for handling its own scientific and social programs and its own registration.

As other ORL Societies grew, they were admitted to the COSM group when they met the criteria established by the SLC, and the group grew to 10 Societies with the addition of AAOA, ARS, ASPO, and ANS. The American Council of Otolaryngology merged with the Academy in 1982 and Dr. McCurdy continued to chair the SLC as Academy EVP.

Dr. Jerome Goldstein became the Academy EVP in 1984 and replaced Dr. McCurdy as SLC Chair. Under his direction the Academy Meetings Department in 1986 introduced a common registration form and

badge to obviate the necessity for each society to provide these, and the Department continued to arrange for the needs for audiovisual equipment, logistical setups and decorating needs, auxiliary meetings and exhibitor recruitment and displays. The SLC continues to meet at least twice a year.

In September 1999, they voted to have Dr. Goldstein, former Academy EVP, continue as SLC Chair and COSM coordinator. In response to surveyed suggestions, the secretaries agreed to shorten the COSM meeting to five days by encouraging Society shared and simultaneous presentations. AAOA announced they would withdraw from the COSM group in 2002, which left nine participating societies.

In May 2004, the COSM Secretaries Liaison Committee voted and agreed to transfer the logistics management and exhibitor recruitment of COSM to the American College of Surgeons.

In September 2009, the COSM Secretaries Liaison Committee voted and agreed to have Dr. Stanley Shapshay succeed Dr. Goldstein as the SLC Chair beginning with the April 2011 Meeting in Chicago, Illinois.

<p>May 18–22 2016 Chicago, Ill.</p>		<p>JOIN US AT FUTURE COSM MEETINGS</p>
<p>April 26–30 2017 San Diego, Calif.</p>		
<p>COSM COMBINED OTOLARYNGOLOGY SPRING MEETINGS</p> <p>For questions regarding future COSM dates and locations, please visit the COSM website at www.cosm.md.</p>		 <p>April 18–22 2018 National Harbor, Maryland</p>
		 <p>May 1–5 2019 Austin, Texas</p>

HYNES CONVENTION CENTER

FLOOR PLAN LEVEL 3

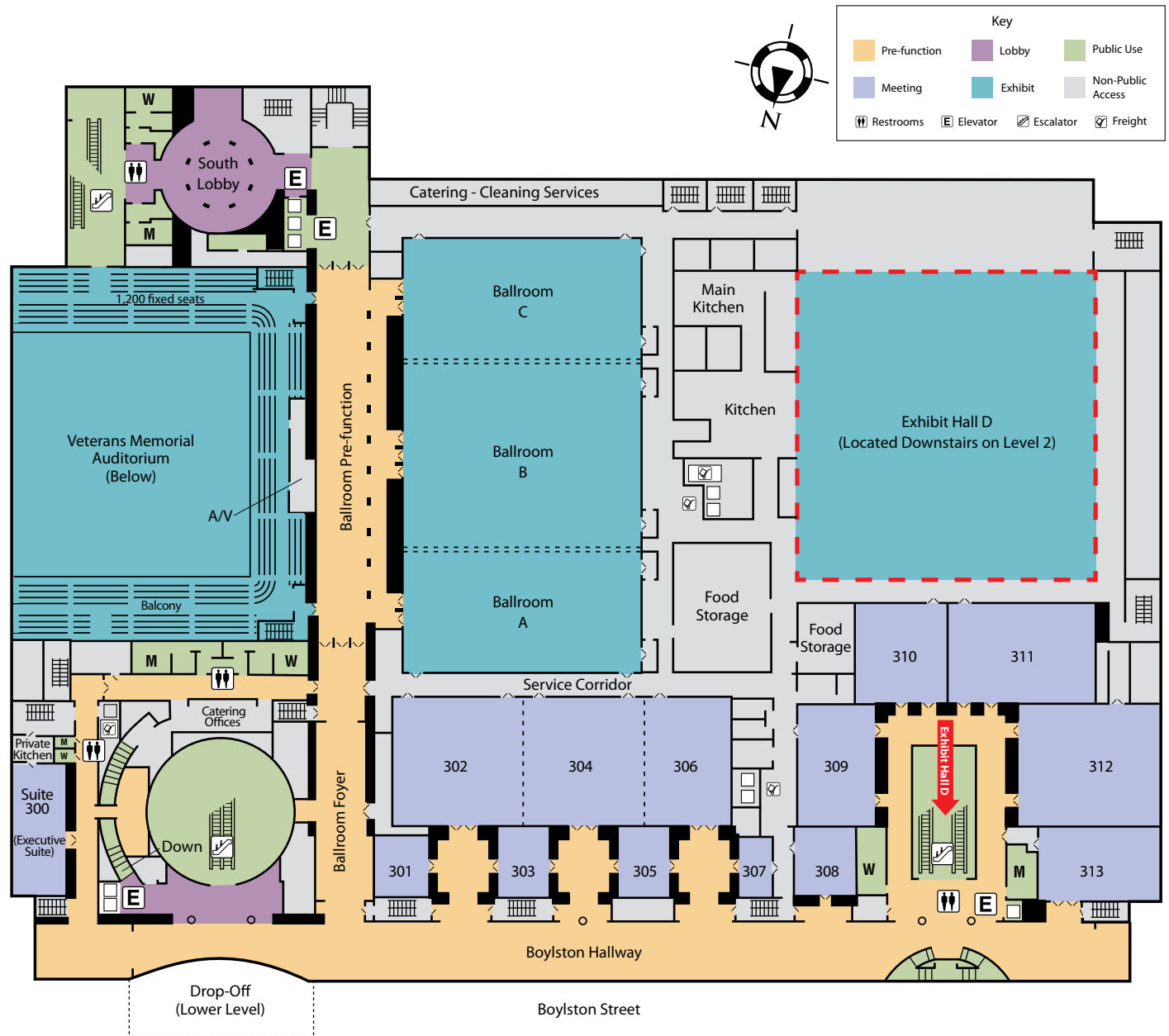


EXHIBIT HALL HOURS

Thursday, April 23 9:00 am – 4:00 pm and from 5:30 pm – 7:00 pm
 Friday, April 24 9:00 am – 4:00 pm and from 5:30 pm – 7:00 pm
 Saturday, April 25 9:00 am – 4:00 pm

The Exhibit Hall is located in Exhibit Hall D of the Hynes Convention Center. Lunch and coffee breaks will be served in the Exhibit Hall daily (excluding Wednesday and Sunday). Prizes will be raffled in the Exhibit Hall on Thursday, Friday, and Saturday at 3:00 pm. Winner must be present to claim prize.

POSTER & EXHIBITOR FLOOR PLANS





STERILE OTIC SUSPENSION
BRIEF SUMMARY OF PRESCRIBING INFORMATION

For additional information refer to the full Prescribing Information

DESCRIPTION CIPRODEX® (ciprofloxacin 0.3% and dexamethasone 0.1%) Sterile Otic Suspension contains the synthetic broad-spectrum antibacterial agent, ciprofloxacin hydrochloride, combined with the anti-inflammatory corticosteroid, dexamethasone, in a sterile, preserved suspension for otic use. Each mL of CIPRODEX® Otic contains ciprofloxacin hydrochloride (equivalent to 3 mg ciprofloxacin base), 1 mg dexamethasone, and 0.1 mg benzalkonium chloride as a preservative. The inactive ingredients are boric acid, sodium chloride, hydroxyethyl cellulose, tyloxapol, acetic acid, sodium acetate, edetate disodium, and purified water. Sodium hydroxide or hydrochloric acid may be added for adjustment of pH.

CLINICAL PHARMACOLOGY

Microbiology: Cross-resistance has been observed between ciprofloxacin and other fluoroquinolones. There is generally no cross-resistance between ciprofloxacin and other classes of antibacterial agents such as beta-lactams or aminoglycosides.

INDICATIONS AND USAGE: CIPRODEX® Otic is indicated for the treatment of infections caused by susceptible isolates of the designated microorganisms in the specific conditions listed below:

Acute Otitis Media in pediatric patients (age 6 months and older) with tympanostomy tubes due to *Staphylococcus aureus*, *Streptococcus pneumoniae*, *Haemophilus influenzae*, *Moraxella catarrhalis*, and *Pseudomonas aeruginosa*.

Acute Otitis Externa in pediatric (age 6 months and older), adult and elderly patients due to *Staphylococcus aureus* and *Pseudomonas aeruginosa*.

CONTRAINDICATIONS

CIPRODEX® Otic is contraindicated in patients with a history of hypersensitivity to ciprofloxacin, to other quinolones, or to any of the components in this medication. Use of this product is contraindicated in viral infections of the external canal including herpes simplex infections.

WARNINGS

FOR OTIC USE ONLY (This product is not approved for ophthalmic use.)

NOT FOR INJECTION

HYPERSENSITIVITY: CIPRODEX® Otic should be discontinued at the first appearance of a skin rash or any other sign of hypersensitivity. Serious and occasionally fatal hypersensitivity (anaphylactic) reactions, some following the first dose, have been reported in patients receiving systemic quinolones. Serious acute hypersensitivity reactions may require immediate emergency treatment.

PRECAUTIONS

General: As with other antibacterial preparations, use of this product may result in overgrowth of nonsusceptible organisms, including yeast and fungi. If the infection is not improved after one week of treatment, cultures should be obtained to guide further treatment. If otorrhea persists after a full course of therapy, or if two or more episodes of otorrhea occur within six months, further evaluation is recommended to exclude an underlying condition such as cholesteatoma, foreign body, or a tumor.

The systemic administration of quinolones, including ciprofloxacin at doses much higher than given or absorbed by the otic route, has led to lesions or erosions of the cartilage in weight-bearing joints and other signs of arthropathy in immature animals of various species.

Guinea pigs dosed in the middle ear with CIPRODEX® Otic for one month exhibited no drug-related structural or functional changes of the cochlear hair cells and no lesions in the ossicles. CIPRODEX® Otic was also shown to lack dermal sensitizing potential in the guinea pig when tested according to the method of Buehler.

No signs of local irritation were found when CIPRODEX® Otic was applied topically in the rabbit eye.

Information for Patients: For otic use only. (This product is not approved for use in the eye.) Warm the bottle in your hand for one to two minutes prior to use and shake well immediately before using. Avoid contaminating the tip with material from the ear, fingers, or other sources. Protect from light. If rash or allergic reaction occurs, discontinue use immediately and contact your physician. It is very important to use the ear drops for as long as the doctor has instructed, **even if the symptoms improve**. Discard unused portion after therapy is completed.

Acute Otitis Media in pediatric patients with tympanostomy tubes: Prior to administration of CIPRODEX® Otic in patients (6 months and older) with acute otitis media through tympanostomy tubes, the suspension should be warmed by holding the bottle in the hand for one to two minutes to avoid dizziness which may result from the instillation of a cold suspension. The

patient should lie with the affected ear upward, and then the drops should be instilled. The tragus should then be pumped 5 times by pushing inward to facilitate penetration of the drops into the middle ear. This position should be maintained for 60 seconds. Repeat, if necessary, for the opposite ear (see dosage and administration).

Acute Otitis Externa: Prior to administration of CIPRODEX® Otic in patients with acute otitis externa, the suspension should be warmed by holding the bottle in the hand for one to two minutes to avoid dizziness which may result from the instillation of a cold suspension. The patient should lie with the affected ear upward, and then the drops should be instilled. This position should be maintained for 60 seconds to facilitate penetration of the drops into the ear canal. Repeat, if necessary, for the opposite ear (see dosage and administration).

Drug Interactions: Specific drug interaction studies have not been conducted with CIPRODEX® Otic.

Carcinogenesis, Mutagenesis, Impairment of Fertility: Long-term carcinogenicity studies in mice and rats have been completed for ciprofloxacin. After daily oral doses of 750 mg/kg (mice) and 250 mg/kg (rats) were administered for up to 2 years, there was no evidence that ciprofloxacin had any carcinogenic or tumorigenic effects in these species. No long term studies of CIPRODEX® Otic have been performed to evaluate carcinogenic potential.

Eight *in vitro* mutagenicity tests have been conducted with ciprofloxacin, and the test results are listed below:

- Salmonella/Microsome Test (Negative),
- E. coli DNA Repair Assay (Negative),
- Mouse Lymphoma Cell Forward Mutation Assay (Positive),
- Chinese Hamster V79 Cell HGPRT Test (Negative),
- Syrian Hamster Embryo Cell Transformation Assay (Negative),
- Saccharomyces cerevisiae Point Mutation Assay (Negative),
- Saccharomyces cerevisiae Mitotic Crossover and Gene Conversion Assay (Negative),
- Rat Hepatocyte DNA Repair Assay (Positive).

Thus, 2 of the 8 tests were positive, but results of the following 3 *in vivo* test systems gave negative results:
Rat Hepatocyte DNA Repair Assay,
Micronucleus Test (Mice),
Dominant Lethal Test (Mice).

Fertility studies performed in rats at oral doses of ciprofloxacin up to 100 mg/kg/day revealed no evidence of impairment. This would be over 100 times the maximum recommended clinical dose of otological ciprofloxacin based upon body surface area, assuming total absorption of ciprofloxacin from the ear of a patient treated with CIPRODEX® Otic twice per day according to label directions.

Long term studies have not been performed to evaluate the carcinogenic potential of topical otic dexamethasone. Dexamethasone has been tested for *in vitro* and *in vivo* genotoxic potential and shown to be positive in the following assays: chromosomal aberrations, sister-chromatid exchange in human lymphocytes and micronuclei and sister-chromatid exchanges in mouse bone marrow. However, the Ames/Salmonella assay, both with and without S9 mix, did not show any increase in His+ revertants.

The effect of dexamethasone on fertility has not been investigated following topical otic application. However, the lowest toxic dose of dexamethasone identified following topical dermal application was 1.802 mg/kg in a 26-week study in male rats and resulted in changes to the testes, epididymis, sperm duct, prostate, seminal vesicle, Cowper's gland and accessory glands. The relevance of this study for short term topical otic use is unknown.

Pregnancy: Teratogenic Effects; Pregnancy Category C. Reproduction studies have been performed in rats and mice using oral doses of up to 100mg/kg and IV doses up to 30 mg/kg and have revealed no evidence of harm to the fetus as a result of ciprofloxacin. In rabbits, ciprofloxacin (30 and 100mg/kg orally) produced gastrointestinal disturbances resulting in maternal weight loss and an increased incidence of abortion, but no teratogenicity was observed at either dose. After intravenous administration of doses up to 20 mg/kg, no maternal toxicity was produced in the rabbit, and no embryotoxicity or teratogenicity was observed.

Corticosteroids are generally teratogenic in laboratory animals when administered systemically at relatively low dosage levels. The more potent corticosteroids have been shown to be teratogenic after dermal application in laboratory animals.

Animal reproduction studies have not been conducted with CIPRODEX® Otic. No adequate and well controlled studies have been performed in pregnant women. Caution should be exercised when CIPRODEX® Otic is used by a pregnant woman.

Nursing Mothers: Ciprofloxacin and corticosteroids, as a class, appear in milk following oral administration. Dexamethasone in breast milk could suppress growth, interfere with endogenous corticosteroid production, or cause other untoward effects. It is not known whether topical otic administration of ciprofloxacin or dexamethasone could result in sufficient systemic absorption to produce detectable quantities in human milk. Because of the potential

for unwanted effects in nursing infants, a decision should be made whether to discontinue nursing or to discontinue the drug, taking into account the importance of the drug to the mother.

Pediatric Use: The safety and efficacy of CIPRODEX® Otic have been established in pediatric patients 6 months and older (937 patients) in adequate and well-controlled clinical trials. Although no data are available on patients less than age 6 months, there are no known safety concerns or differences in the disease process in this population that would preclude use of this product (see dosage and administration). No clinically relevant changes in hearing function were observed in 69 pediatric patients (age 4 to 12 years) treated with CIPRODEX® Otic and tested for audiometric parameters.

ADVERSE REACTIONS In Phases II and III clinical trials, a total of 937 patients were treated with CIPRODEX® Otic. This included 400 patients with acute otitis media with tympanostomy tubes and 537 patients with acute otitis externa. The reported treatment-related adverse events are listed below:

Acute Otitis Media in pediatric patients with tympanostomy tubes: The following treatment-related adverse events occurred in 0.5% or more of the patients with non-intact tympanic membranes.

Adverse Events	Incidence (N=400)
Ear discomfort	3.0%
Ear pain	2.3%
Ear precipitate (residue)	0.5%
Irritability	0.5%
Taste perversion	0.5%

The following treatment-related adverse events were each reported in a single patient: tympanostomy tube blockage; ear pruritus; tinnitus; oral moniliasis; crying; dizziness; and erythema.

Acute Otitis Externa: The following treatment-related adverse events occurred in 0.4% or more of the patients with intact tympanic membranes.

Adverse Events	Incidence (N=537)
Ear pruritus	1.5%
Ear debris	0.6%
Superimposed ear infection	0.6%
Ear congestion	0.4%
Ear pain	0.4%
Erythema	0.4%

The following treatment-related adverse events were each reported in a single patient: ear discomfort; decreased hearing; and ear disorder (tingling).

DOSAGE AND ADMINISTRATION

CIPRODEX® OTIC SHOULD BE SHAKEN WELL IMMEDIATELY BEFORE USE.

Acute Otitis Media in pediatric patients with tympanostomy tubes:

The recommended dosage regimen for the treatment of acute otitis media in pediatric patients (age 6 months and older) through tympanostomy tubes is: Four drops (0.14 mL, 0.42 mg ciprofloxacin, 0.14 mg dexamethasone) instilled into the affected ear twice daily for seven days. The suspension should be warmed by holding the bottle in the hand for one to two minutes to avoid dizziness, which may result from the instillation of a cold suspension. The patient should lie with the affected ear upward, and then the drops should be instilled. The tragus should then be pumped 5 times by pushing inward to facilitate penetration of the drops into the middle ear. This position should be maintained for 60 seconds. Repeat, if necessary, for the opposite ear. Discard unused portion after therapy is completed.

Acute Otitis Externa: The recommended dosage regimen for the treatment of acute otitis externa is: For patients (age 6 months and older): Four drops (0.14 mL, 0.42 mg ciprofloxacin, 0.14 mg dexamethasone) instilled into the affected ear twice daily for seven days. The suspension should be warmed by holding the bottle in the hand for one to two minutes to avoid dizziness, which may result from the instillation of a cold suspension. The patient should lie with the affected ear upward, and then the drops should be instilled. This position should be maintained for 60 seconds to facilitate penetration of the drops into the ear canal. Repeat, if necessary, for the opposite ear. Discard unused portion after therapy is completed.

U.S. Patent Nos. 4,844,902; 6,284,804; 6,359,016
Licensed to Alcon by Bayer Pharma AG.
CIPRODEX is a registered trademark of Bayer Intellectual Property GmbH, licensed to Alcon by Bayer Intellectual Property GmbH.
Manufactured by Alcon Laboratories, Inc.
Rx Only



They're in
your hands.

We're in theirs.

Recommend drops101.com

CIPRODEX
(ciprofloxacin 0.3% and dexamethasone 0.1%)
STERILE OTIC SUSPENSION



INDICATIONS AND USAGE: CIPRODEX® Otic is indicated for the treatment of infections caused by susceptible isolates of the designated microorganisms in the specific conditions listed below: Acute Otitis Media (AOM) in pediatric patients (age 6 months and older) with tympanostomy tubes due to *Staphylococcus aureus*, *Streptococcus pneumoniae*, *Haemophilus influenzae*, *Moraxella catarrhalis*, and *Pseudomonas aeruginosa*. Acute Otitis Externa (AOE) in pediatric (age 6 months and older), adult and elderly patients due to *Staphylococcus aureus* and *Pseudomonas aeruginosa*.

Dosage and Administration: The recommended dosage is four drops of CIPRODEX® Otic suspension into the affected ear twice daily for seven days.

IMPORTANT SAFETY INFORMATION

Contraindications: CIPRODEX® Otic is contraindicated in patients with a history of hypersensitivity to ciprofloxacin, to other quinolones, or to any of the components in this medication. Use of this product is contraindicated in viral infections of the external canal including herpes simplex infections.

Warnings: FOR TOPICAL OTIC USE ONLY; NOT FOR INJECTION. This product is not approved for ophthalmic use. CIPRODEX® Otic should be discontinued at the first appearance of a skin rash or any other sign of hypersensitivity. Serious and occasionally fatal

hypersensitivity (anaphylactic) reactions, some following the first dose, have been reported in patients receiving systemic quinolones.

Precautions: Use of this product may result in overgrowth of non-susceptible organisms, including yeast and fungi. If the infection is not improved after one week of treatment, cultures should be obtained to guide further treatment. The systemic administration of quinolones, including ciprofloxacin at doses much higher than given or absorbed by the otic route, has led to lesions or erosions of the cartilage in weight-bearing joints and other signs of arthropathy in immature animals of various species.

Adverse Reactions: The most commonly reported treatment-related adverse reactions in AOM patients with tympanostomy tubes: ear discomfort (3.0%), ear pain (2.3%), ear residue (0.5%), irritability (0.5%) and taste perversion (0.5%). The most commonly reported treatment-related adverse reactions in clinical trials in AOE patients: ear pruritus (1.5%), ear debris (0.6%), superimposed ear infection (0.6%), ear congestion (0.4%), ear pain (0.4%) and erythema (0.4%).

For additional information about CIPRODEX® Otic, please refer to the accompanying Brief Summary of full prescribing information on adjacent page.

CIPRODEX is a registered trademark of Bayer Intellectual Property GmbH, licensed to Alcon by Bayer Intellectual Property GmbH.

© 2015 Novartis 3/15 CDX15012JAD

Alcon
a Novartis company